


The Interplay of Competition and Cooperation Among Service Providers (Part 1)

Xingran Chen , Graduate Student Member, IEEE, Saswati Sarkar, Senior Member, IEEE, and Mohammad Hassan Lotfi

Abstract—This paper investigates the incentives of mobile network operators (MNOs) for acquiring additional spectrum to offer mobile virtual network operators (MVNOs) and thereby inviting competition for a common pool of end users (EUs). We consider a base case and two generalizations: (i) one MNO and one MVNO, (ii) one MNO, one MVNO and an outside option, and (iii) two MNOs and one MVNO. In each of these cases, we model the interactions of the service providers (SPs) using a sequential game, identify when the Subgame Perfect Nash Equilibrium (SPNE) exists, when it is unique and characterize the SPNE when it exists. The characterizations are easy to compute, and are in closed form or involve optimizations in only one decision variable. We identify metrics to quantify the interplay between cooperation and competition, and evaluate those as also the SPNEs to show that cooperation between MNO and MVNO can enhance the payoffs of both, while increased competition due to the presence of additional MNOs is beneficial to EUs but reduces the payoffs of the SPs.

Index Terms—Game Theory, Heterogeneous networks, Hierarchical games, Nash Equilibrium, Service Providers, Spectrum provisioning, Subscriber pricing, Wireless Internet Market.

I. INTRODUCTION

A. Motivation and Overview

NOWADAYS wireless service providers (SPs) are divided into (i) mobile network operators (MNOs) that lease spectrum from a regulator like FCC, and (ii) mobile virtual network operators (MVNOs) that obtain spectrum from one or more MNOs. MVNOs can distinguish their plans from MNOs by bundling their service with other products, offering different pricing plans for End-Users (EUs), or building a good reputation through a better customer service. Although traditionally wireless service has been offered only by MNOs, in recent years, the number of MVNOs has been rapidly growing. The number of MVNOs increased by 70 percent worldwide, during June 2010-June 2015 reaching 1,017 as of June 2015 [6]. Even some MNOs developed their own MVNOs. An example of which is Cricket wireless which is owned by AT&T and offers

Manuscript received June 3, 2019; revised November 25, 2019; accepted May 12, 2020. This research was supported in part by NSF CNS (NeTS) collaborative grant 1525457. Recommended for acceptance by Dr. Jianwei Huang (Corresponding author: Xingran Chen.)

Xingran Chen and Saswati Sarkar are with the Electrical and System Engineering Department, University of Pennsylvania, Philadelphia, PA 19104, United States (e-mail: xingranc@seas.upenn.edu; swati@seas.upenn.edu).

Mohammad Hassan Lotfi is with the Capital One Financial Corp, McLean, VA 22102, United States (e-mail: mohammadhassanlotfi@gmail.com).

Digital Object Identifier 10.1109/TNSE.2020.2995579

a prepaid wireless service to EUs. Another example of MVNOs is the Google's Project Fi in which the customer's service is handled using Wi-Fi hotspots wherever/whenever they exist; elsewhere the service is handled using the spectrum of a number of MNOs, eg, Sprint, T-Mobile or U.S. Cellular networks.

In this work, we consider the economics of the interaction among MNOs and MVNOs. We seek to understand why and under what conditions the MNOs cooperate with the MVNOs by offering some of their spectrum to the MVNOs, and thereby inviting competition for a common pool of EUs. We consider scenarios where the MNOs decide on acquiring new spectrum, and in exchange for a fee offer those to MVNOs, which decide to acquire some of the spectrum offered. The SPs decide on their pricing strategies for the EUs, and the EUs decide to opt for one of them, or neither, if the access fees and the qualities of service are not satisfactory. The spectrum acquisition and pricing decisions of the SPs determine their respective profits. We characterize their equilibrium choices. We obtain metrics that quantify the cooperation and competition of the SPs in terms of their spectrum investments and subscriptions of EUs, which help quantify the interplay between competition and cooperation under the equilibrium choices.

We consider a hotelling model in which a continuum of undecided EUs decide which of the SPs they want to buy their wireless plan from, if at all. The EUs have different preferences for each SP. These preferences can be because of different services and qualities that SPs offer. For example, the MVNOs may be able to offer a free or cheap international call plan through VoIP, or an SP may have an infamous customer service. The preference for a SP also increases with the spectrum she acquires. If, for example, EUs have high preferences for MVNOs, then the MNOs may prefer to lease some of their spectrum to the MVNOs and receive their share of profit through the MVNOs, instead of competing for EUs by lowering their access fees. On the other hand, if EUs have high preferences for the MNOs, the MNOs may not offer spectrum to the MVNOs and seek to attract the EUs directly. Thus, cooperation is mutually beneficial only in some scenarios, which we seek to identify.

B. Contribution

First, we consider a base case in which one MNO and one MVNO compete for EUs in a common pool, and the EUs must choose one of the SPs. We present the system model, important definitions and terminologies, and quantify metrics

such as *degree of cooperation* and *EU-resource-cost* that we use to assess the system from the perspective of various stakeholders throughout (Section II-A). We consider a sequential game in which the SPs decide their spectrum investments and access fees for the EUs (Section II-B). We subsequently seek the Subgame Perfect Nash Equilibrium (SPNE) outcome of the game using backward induction, and identify conditions under which the SPNE exists and is unique, and characterize the SPNE whenever it exists (Sections II-C, II-E). The SPNE is simple to compute, as 1) the amount of spectrum the MNO invests turns out to be the value that maximizes a function involving only one decision variable 2) the amount of spectrum the MVNO leases from the MNO is a simple closed form expression involving the amount that the MNO offers it and the leasing fee 3) the access fees for the EUs constitute simple closed form expressions of the spectrum the SPs acquire. The characterizations provide several insights. The spectrum acquired by the MNO never falls below a threshold which depends only on the leasing fee to the MVNO and preferences for the SPs. When the spectrum equals this threshold, the MVNO reserves the entire spectrum that the MNO offers it. Thus cooperation is high in this case. As the MNO acquires higher amounts of spectrum, the MVNO reserves progressively lower amounts, leading to lower degrees of cooperation. Numerical computations reveal that the MNO acquires minimal amount of spectrum only when the leasing fee to the MVNO is smaller than a threshold (Section II-D). The SPNE characterizations show that higher degrees of cooperation invariably reduces (enhances, respectively) the efficacy of the MNO (MVNO, respectively) in competing for the EUs; yet, higher degrees of cooperation enhance the payoffs of both the SPs as our numerical computations reveal. The MNO's loss in revenue from subscription is more than compensated by the leasing fees obtained from the MVNO.

Second, we generalize the hotelling model for EU subscription in the base case by incorporating an additional demand function (Section III). The effects of the demand function are two-fold. First, the demand function models the attrition in the number of EUs of SPs if the spectrum investment or price of both SPs is not desirable for EUs. Thus, in effect, an EU may opt for neither SP if neither offers a price-quality combo that is to his satisfaction, which is equivalent to opting for outside options. Second, the demand function models an exclusive additional customer base for each of the SPs to draw from depending on her investment and the price she offers. We characterize the unique interior SPNE outcome of the game (Section III-A). Numerical results reveal that the general behavior of the SPNE outcome are as in the base case and that the EU-resource-cost increases compared to the base case (Section III-B).

Finally, we generalize the base case to include competition between MNOs. We consider a wireless market with two MNOs and one MVNO, in which EUs choose one of the three SPs (Section IV). We generalize the hotelling model to consider three players instead of two in the classical ones (Section IV-A), and characterize the unique SPNE outcome (Section IV-B). The characterizations show that this enhanced

competition 1) increases the degree of cooperation, as the MVNO acquires all the spectrum that the MNOs offer, and 2) is beneficial to EUs, as the amounts of spectrum of SPs acquires are higher, and the SPs charge the EUs less. Numerical results reveal that the additional competition enhances the EU-resource-cost compared to the base case.

C. Relation with the Sequel

While in this work we consider that the SPs arrive at their decisions individually, in the accompanying sequel we consider that the SPs arrive at certain decisions as a group, and then arrive at other decisions individually (Part II). Also, here we assume that the per unit leasing fee the MVNO pays to MNO(s) is a fixed parameter, which is beyond the control of individual MNOs and MVNOs. This happens for example in two important cases: 1) when this fee is determined by an external regulator to influence the interaction between different providers (possibly to the betterment of the EUs) 2) when this fee is a market-driven parameter, for example, in a large spectrum market with many MNOs and MVNOs. To understand the impact of the externals (eg, regulator, market), we investigate the implications of different values of this fee on the SPNE and the payoffs and the EU-resource-cost metric. This would also guide the regulatory choice of this fee for the first case. Note that the overall market may consider several MNOs and MVNOs, whose presence we consider in the generalizations (Sections III, IV). In the sequel we consider that the SPs cooperatively characterize this fee as a decision variable in a bargaining framework (Part II).

D. Positioning vis-a-vis the State-of-the-Art

Duan *et al.* made early contributions in the field of MVNOs [11], [12]. They formulated the interactions between one cognitive mobile virtual network operator (CMVNO) and multiple end-users as a multi-stage Stackelberg game, and showed that spectrum sensing could improve the profit of the CMVNO and payoffs of the users. Since they considered only one SP, the issue of competition or cooperation between multiple SPs did not arise. We investigate the interplay of cooperation and competition between different SPs, namely MNO and MVNO.

The economics of the interactions among multiple service providers have been extensively investigated. We focus on non-cooperative interactions in this paper as here we consider that the SPs arrive at their decisions individually. Non-cooperative games were considered for example in [10], [12], [14], and [15]. A general framework of strongly Pareto-inefficient Nash equilibria with noncooperative flow control was considered in [10]. Applying the framework to communication networks, it was shown that the Nash equilibria were not efficient. Intervention schemes, i.e., systems where users and an intervention device interact, were formulated in [13], and a solution concept of intervention equilibrium was proposed. The paper showed that intervention schemes could improve the suboptimal performance of non-cooperative equilibrium. [15] proposed wireless virtualization to investigate spectrum sharing in wireless networks.

However, these works did not consider both MNO and MVNO, whose roles are fundamentally different from each other. The MNO acquires spectrum from a central regulator, which it offers to MVNO in exchange of money, and the MVNO uses part of this spectrum. Both MNO and MVNO earn by selling wireless plans to the EUs; the MNO earns additionally by leasing spectrum to the MVNO. Thus, they make different decisions, which affect their subscriptions, and their payoffs have different expressions. Their decisions also follow different constraints: spectrum acquired by the MVNO is upper bounded by that acquired by the MNO, which constitutes the MNO's decision variable, while the spectrum acquired by the MNO depend on the availability with the regulators, the availability does not constitute the decisions of any provider. The interaction between the MNO and MVNO lead to an interplay of competition and cooperation between them, which calls for innovations in the realm of modeling and analysis.

To our knowledge, the only papers in the genre of non-cooperative interactions that also consider interactions of the MNOs and MVNOs are [3], [4] and [5]. In [3] MNOs seek to maximize the joint profit of MNO and MVNO. The MNO's selection of access fees is formulated as a maximization in which the sales of the MNO is expressed as a function of only the fee he selects. In contrast we consider that each SP seeks to maximize his individual profit and obtain the access fees they select and the spectrum they acquire, which also determine how the EUs choose between the SPs. Thus we need to dwell in the realm of a hierarchical game rather than a single stage optimization. A scenario very different from ours is considered in [4]: the SPs *do not* compete for consumer market shares but for the proportion of resource they are going to use. The interaction between the SPs is a hierarchical game in which the MNO and MVNO choose their access fees, the MVNO also decide investment in content/advertising. The access fees become roots of a fourth order polynomial equation which is computed numerically. The closest to our work is [5], which considers a dynamic three-level sequential game of spectrum sharing between one MNO and one MVNO. The focus is however complementary to ours. Unlike our work, [5] does not consider decisions of the 1) MNO pertaining to how much spectrum to acquire from a regulatory body 2) MVNO pertaining to how much of the MNO's spectrum offer he ought to accept (he assumes that the MVNO uses the entire spectrum the MNO offers). We also generalize our model to consider multiple MNOs and an MVNO, which [5] does not. [5] however considers a decision of the MVNO that we do not, i.e., how much the MNO would invest in content generation. The EU subscription models are also entirely different. We consider a one-shot game involving a continuum of EUs in which the SP choice of each EU is based on his intrinsic preferences for the SPs and the spectrum investments of the SPs. [5] considers a multi-time slot game in which a discrete number of EUs choose between the SPs based on their experiences in the previous slots and their estimates of the quality of service the SPs they had not chosen apriori offer. The games we consider fundamentally differ in that the SPNE need not exist in ours (we identify necessary and sufficient conditions for its existence), while it always exists in that in [5]. By

exploiting the structure of the game, we obtain closed form expressions for the various decisions we consider, in the SPNE, whenever it exists. [5] computes the SPNE only numerically through the solution of a multi-slot stochastic dynamic program (DP). Our SPNE characterization is easy to compute, while DPs usually suffer from the curse of dimensionality.

II. BASE CASE

We present the system model in which we formulate the payoffs and strategies of SPs, and the utilities and decisions of EUs (Section II-A). Next, we formulate the interaction between different entities as a sequential game (Section II-B). Next, we characterize the conditions for the existence and the uniqueness of the SPNE, obtain closed form expressions for the SPNE when it exists (Section II-C). We present numerical results in Section II-D. We prove the analytical results in Section II-E, Appendix B (Theorems 3, 4, 5, 6) and in the technical report [9, Appendix D] (Theorems 1, 2).

A. Model

SPs: We consider one MNO (SP_L , L represents leader) and one MVNO (SP_F , F represents follower) which compete for a common pool of undecided EUs. SP_L offers I_L amount of spectrum (which it acquires from a regulator) to SP_F in exchange of money, and SP_F uses I_F amount of this spectrum. Clearly, $0 \leq I_F \leq I_L$. For simplicity of analysis and formulation, we assume that $0 < \delta \leq I_L$, where δ is a lower bound of I_L , which is a parameter of choice. This assumption is not restrictive as δ may be chosen as low a positive quantity as one desires. Both SP_L and SP_F earn by selling wireless plans to EUs; SP_L earns additionally by leasing her spectrum to SP_F . We assume that both SP_L and SP_F have access to separate spectrum, which they can use to serve the EUs who join them, above and beyond the I_L, I_F amounts they strategically acquire. For example, a SP_F like Google's Project Fi serves customers using Wi-Fi hotspots and the spectrum of 3 MNOs (Sprint, T-Mobile or U.S. Cellular networks). Also, SP_L may acquire additional spectrum from the regulator which it does not offer SP_F .

We denote the marginal leasing fee (per spectrum unit) that SP_L pays the regulator as γ , marginal reservation fee SP_F pays to SP_L by s , the fraction of EUs that SP_F and SP_L attract as n_F and n_L , respectively, and the access fee that SP_F and SP_L charge the EUs as p_F and p_L , respectively. Since SP_L wants to lease out some of her spectrum to SP_F with profit motive, it is reasonable to assume that $s > \gamma$. We assume that s, γ are predetermined. The strategies of SPs are to choose the investment levels (I_L, I_F) and the access fees for EUs (p_L, p_F) so as to maximize their overall payoffs, which we formulate next.

SP_F and SP_L respectively earn revenues of $n_F(p_F - c), n_L(p_L - c)$ from EU subscription, where c is the transaction cost SPs incur in subscription. The transaction cost arises due to traffic management, billing and accounting services, customer service, etc. associated with each subscription. We have assumed such costs to be equal for all SPs, as they do not significantly vary across them. We expect the cost of reserving spectrum to be strictly convex, i.e. the cost of investment per

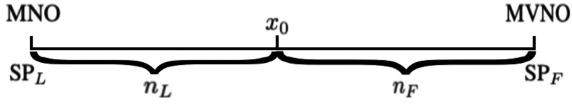


Fig. 1. The hotelling model for the base case. The EUs in $[0, x_0]$ ($[x_0, 1]$, respectively) prefer SP_L (SP_F , respectively). The former fraction of EUs is n_L , the latter is n_F . x_0 is farther off from SP_L as t_L becomes lower and $v_L - v_F$ become higher.

spectrum unit increases with the amount of spectrum. Strictly convex costs do not satisfy the economy of scale; the regulator may mandate such structures to stop excessive acquisition by big SPs seeking to control the market, which has limited spectrum supply, and drive out smaller SPs or new entrants. Incidentally, several seminal works have considered strictly convex investment costs, e.g. [7] and [8]. For simplicity in analysis, we consider a specific kind of strictly convex cost function, namely quadratic, and discuss generalizations in Remark 3. That is, SP_L incurs a spectrum acquisition cost of γI_L^2 , and SP_F pays to SP_L a leasing fee of $s I_F^2$. Thus, the pay-offs of SPs are:

$$\pi_F = n_F(p_F - c) - s I_F^2 \quad (1)$$

$$\pi_L = n_L(p_L - c) + s I_F^2 - \gamma I_L^2. \quad (2)$$

EUs: We use a hotelling model [1] to describe how EUs choose between the SPs. We assume that SP_L is located at 0, SP_F is located at 1, and EUs are distributed uniformly along the unit interval $[0, 1]$ (Figure 1). The closer an EU is to a SP, the more this EU prefers this SP to the other. The notion of closeness and distance is used to model the preference of EUs, and may not be the same as physical distance. Let t_L (t_F) be the unit transport cost of EUs for SP_L (SP_F), the EU located at $x \in [0, 1]$ incurs a cost of $t_L x$ (respectively, $t_F(1 - x)$) when joining SP_L (respectively, SP_F).

$$\begin{aligned} u_L(x) &= v^L - (p_L + t_L x) \\ u_F(x) &= v^F - (p_F + t_F(1 - x)). \end{aligned} \quad (3)$$

The EU at x receives utilities $u_L(x)$, $u_F(x)$ respectively from SP_L and SP_F , and joins the SP that gives it the higher utility.

The first component of the utility functions comprises of the “static factors,” namely v^L and v^F of SP_L and SP_F , respectively. The static factor of a SP is the same for all EUs, which depends on the local presence, its existing spectrum beyond I_L or I_F and its reputation in the region, quality of the customer-service, ease of usage for the online portals, etc. However, the static factors do not depend on strategies of SPs, such as the access fees, the investment levels, etc.

The second component, i.e., $p_L + t_L x$ or $p_F + t_F(1 - x)$, is denoted as the “strategy factor”. The strategy factors depend on the strategies of the SPs, namely their access fees and the spectrum I_L , I_F they acquire. Clearly, the utilities would decrease with the access fees, we consider the dependence to be linear. As SP_F acquires greater fraction of the additional spectrum SP_L offers him, SP_F becomes more desirable and SP_L less desirable to the EUs. Denote $t_L = I_F/I_L$ and $t_F = (I_L - I_F)/I_L$. Then

the impact of quality of service in the decision of EUs is captured through t_L and t_F . For example, when $I_F = I_L$, i.e., SP_F leases the entire I_L spectrum from SP_L and SP_L can use none of it, then $t_F = 0$ and $t_L = 1$. This gives SP_F an advantage over SP_L in attracting EUs. Similarly, even when $I_F = 0$, i.e., SP_F leases no spectrum from SP_L , $t_F = 1$ and $t_L = 0$, SP_L has an advantage over SP_F . But subscription may still be divided in both the above extreme cases. This happens since both SP_F and SP_L have access to separate spectrum as reflected in the static factors v^F , v^L . Note that the pair of transport cost ($t_L = I_F/I_L$, $t_F = 1 - t_L$) is one of the many functions that can be considered. We choose this model specifically since it captures the essence of the model, and is analytically tractable.

Finally, the strategy factors incorporate intrinsic preference of the EUs towards the SPs through the coordinate x , which presents the local distance in the utility model. If an EU is for example close to SP_F , x is high and $1 - x$ is low, and it is deemed to have a higher intrinsic preference for SP_F , as compared to SP_L . The intrinsic preference may be developed through pre-existing and ongoing relations the EU has with the SPs, e.g., if an EU is already availing of other services from a SP, the EU will have a stronger intrinsic preference for the SP, due to convenience of billing etc. Higher intrinsic preferences enhance utilities of the SP for the EUs. The impact of the strategies of the SPs on the EUs will depend on their intrinsic preferences for the EUs, which is captured in the term $t_L x$ or $t_F(1 - x)$ in the utility. Note that the intrinsic preference is different for different EUs unlike the static factor.

We consider that v^L and v^F are sufficiently large so that the utility of EUs for buying a wireless plan is positive regardless of the choice of SP.¹ Thus, each EU chooses exactly one SP to subscribe to, i.e., the market is “fully covered”. This is a common assumption for hotelling models. We would in effect relax this assumption in Section III.

SP_F 's leasing of spectrum from SP_L constitute an act of cooperation. Thus, we call I_F/I_L the *degree of cooperation*. Since SP_F and SP_L compete to attract EUs, the split of subscription (n_L , n_F) represent the level of competition. Since the amount of spectrum SP_F leases from SP_L determines the split of subscription, there is a natural interplay between cooperation and competition, that these metrics will enable us to quantify.

We develop the notion of *EU-resource-cost* to capture the spectral resource per unit access fee averaged over all EUs, which represents the “bang-for-the-buck” or “value for money” an average EU gets out of the system. For the EUs who choose the MVNO, the resource per head is I_F/n_F . Thus, for these EUs the resource per head per unit fee is $I_F/(n_F p_F)$. Similarly, for the EUs who choose the MNO, the resource per head per unit fee is $(I_L - I_F)/(n_L p_L)$. Averaging over all the EUs, the resource per unit fee for an “average” EU then is, $\frac{n_F I_F / (n_F p_F) + n_L (I_L - I_F) / (n_L p_L)}{n_F + n_L}$, which equals $I_F/p_F + (I_L - I_F)/p_L$, since $n_L + n_F = 1$. We therefore consider this as the

¹ Note that all analytical results will depend on the difference of v^L and v^F , so absolute values of these (large or otherwise) do not have any impact on the SPNE choices of various entities.

expression for the EU-resource-cost. Clearly, higher values of the EU-resource-cost is beneficial for the EUs.

B. The sequential game framework

The interaction among SPs and EUs can be formulated as a sequential game. As a leader of the game, SP_L makes the first move. The timing and the stages of the game are as following:

- 1) **Stage 1:** SP_L decides on the amount of spectrum, I_L , to acquire.
- 2) **Stage 2:** SP_F decides on the amount of spectrum to lease from SP_L , I_F .
- 3) **Stage 3:** SP_L and SP_F determine the access fees for the EUs, p_L and p_F , respectively.
- 4) **Stage 4:** Each EU subscribes to the SP that gives it the higher utility.

Remark 1: We assume that the decision of investments (I_L and I_F) happens before the decisions of access fees (p_L and p_F), guided by the fact that spectrum investment decisions are long-term ones, and are therefore expected to be constants over longer time horizons in comparison to subscription pricing decisions.

Definition 1: [2, Chapter 6.2] A strategy is a *Subgame Perfect Nash Equilibrium* (SPNE) if and only if it constitutes a Nash Equilibrium (NE) of every subgame of the game.

We refer to a SPNE choice of spectrum investments and access fees by the SPs as $(I_L^*, I_F^*, p_L^*, p_F^*)$, and the EU subscriptions for the SPs under the same as n_L^*, n_F^* , should a SPNE exist.

C. The SPNE outcome

We next identify the conditions under which SPNE exists, characterize the SPNE when it exists, and examine its uniqueness.

We denote $v^L - v^F$ as Δ . Since $0 \leq t_L, t_F \leq 1$, $0 \leq x \leq 1$, in the expressions for utilities in (3), $|\Delta| \geq 1$ provides a near insurmountable disadvantage to one of the SPs through the static factors; this SP might have to choose a significantly lower price to recoup. Thus, we first focus on the range $|\Delta| < 1$. As stated before, we assume δ is small, and let $\delta < \sqrt{\frac{2-\Delta}{9s}}$, which reduces to $\delta < \sqrt{\frac{2-\Delta}{9s}}$ in the special case that $v^L = v^F$.

Theorem 1: Let $|\Delta| < 1$. The SPNE is:

- (1) any solution of the following maximization is I_L^* ,

$$\begin{aligned} \max_{I_L} \pi_L(I_L) &= \left(\frac{2+\Delta}{3} - \frac{1-\Delta}{27sI_L^2-3} \right)^2 \\ &+ s \left(\frac{(1-\Delta)I_L}{9sI_L^2-1} \right)^2 - \gamma I_L^2 \\ \text{s.t. } \sqrt{\frac{2-\Delta}{9s}} &\leq I_L \leq M, \end{aligned}$$

- (2) I_F^* is characterized in

$$I_F^* = \begin{cases} \frac{(1-\Delta)I_L}{9I_L^2s-1} & \text{if } I_L > \sqrt{\frac{2-\Delta}{9s}} \\ I_L & \text{if } I_L = \sqrt{\frac{2-\Delta}{9s}}, \end{cases}$$

$$(3) p_L^* = c + \frac{2}{3} - \frac{I_F^*}{3I_L^*} + \frac{\Delta}{3}, \quad p_F^* = c + \frac{1}{3} + \frac{I_F^*}{3I_L^*} - \frac{\Delta}{3},$$

$$(4) n_L^* = \frac{\Delta}{3} + \frac{2}{3} - \frac{I_F^*}{3I_L^*}, \quad n_F^* = \frac{I_F^*}{3I_L^*} + \frac{1}{3} - \frac{\Delta}{3}.$$

Remark 2: From (2), I_F^* is unique once I_L^* is given; from (3) and (4), $(p_L^*, p_F^*, n_L^*, n_F^*)$ is unique once I_L^* and I_F^* are given. Thus, every solution of the maximization in Theorem 1 (1) leads to a distinct SPNE. Thus, the SPNE is unique if and only if this maximization has a unique solution. Our extensive numerical computations suggest that this is the case.

The SPNE is easy to compute, despite the expressions being cumbersome. Otherwise, I_L^* can be obtained as a maximizer of an expression that involves only one decision variable, I_L , and fixed parameters s, γ, Δ . I_F^* has been expressed as a closed form function involving I_L^* and the fixed parameters s, Δ . $p_L^*, p_F^*, n_L^*, n_F^*$ have been expressed as closed form functions of I_F^*/I_L^* and the fixed parameters c, Δ .

From Theorem 1 (3), the price the EUs receive from SP_L (respectively, SP_F) decrease (respectively, increase) with increase in the degree of cooperation (I_F/I_L). Thus, since at least one of the SPs reduce the price, the EUs benefit from higher degree of cooperation.

From Theorem 1 (3) and (4), $n_L^* = p_L^* - c, n_F^* = p_F^* - c$. Thus, SPNE subscriptions of the SPs increase with increase in the access fees they announce. This counter-intuitive feature arises because the subscriptions also depend on the spectrum acquisitions of the SPs, through the transport costs $t_L = I_F/I_L$ and $t_F = 1 - t_L$ in the utilities specified in (3).

From Theorem 1 (1), in the SPNE, SP_L acquires at least $\sqrt{\frac{2-\Delta}{9s}}$ amount of spectrum. From Theorem 1 (2), when I_L^* equals this minimum, then SP_F reserves all the available spectrum, i.e., $I_L^* = I_F^*$ (note that I_F^* is continuous at $I_L = \sqrt{\frac{2-\Delta}{9s}}$). Thus, SP_L can not use any of I_L^* . However, from Theorem 1 (4), SP_L is still able to attract a positive fraction of EUs: $n_L^* = \frac{\Delta+1}{3} > 0$ since $|\Delta| < 1$. This is because EUs have spectrum other than I_L^*, I_F^* as captured in the values of v^L, v^F .

From Theorem 1 (1) and (2), when I_L^* exceeds its minimum value, then SP_F reserves only a fraction of available spectrum ($I_F^* < I_L^*$). Note that in this case, $\frac{dI_F^*}{dI_L^*} < 0$. Thus, the higher the amount of available spectrum, the lower would be the amount of spectrum reserved by SP_F . Also, I_F^* is decreasing with s .

The SPNE depends on the static factors v^L, v^F only through their difference Δ . As expected, with increase (respectively, decrease) in Δ , SP_L (respectively, SP_F) can increase his (respectively, her) access fee p_L^* (respectively, p_F^*). The minimum value of his spectrum acquisition I_L^* increases with decrease in Δ , to offset the competitive advantage the static factors provide. Through our numerical computations, we elucidate how I_L^*, I_F^* and the payoffs otherwise vary with Δ .

The results illustrate the interplay between cooperation and competition. From Theorem 1 (4), the subscription n_L^* (respectively, n_F^*) of SP_L (respectively, SP_F) decreases (respectively, increases) with the degree of cooperation (I_F^*/I_L^*). Thus, the higher the degree of cooperation, lesser (respectively, greater) is the competition efficacy of SP_L (respectively, SP_F). A natural question arises: why would the SP_L then cooperate with the SP_F ? From (1) and (2), Theorem 1 (3), (4), $\pi_L = n_L^{*2} + sI_F^{*2} -$

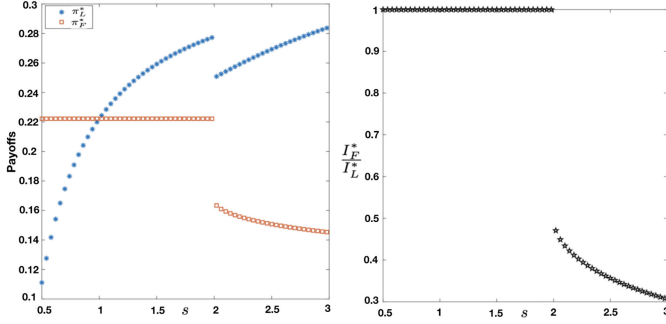


Fig. 2. Payoffs (left) and the degree of cooperation (right) vs. s . Here, $\gamma = 0.5$, $c = 1$, $\Delta = 0$.

γI_L^{*2} , and $\pi_F = n_F^{*2} - s I_F^{*2}$. On the one hand, if the degree of cooperation increases, then the amount of subscribers of SP_L decreases, thus the revenue SP_L earn from the subscribers decreases. On the other hand, the payoff of SP_L increases through $s I_F^{*2}$. Thus the second factor may offset the first, and the payoff of SP_L may increase due to cooperation. Note that it is not a zero sum game, thus, the payoffs of both players may simultaneously increase due to cooperation. We illustrate these phenomena definitively through our numerical computations in the next section.

Then, in the extreme case that $|\Delta| \geq 1$:

Theorem 2: (1) $\Delta \geq 1$: The SPNE is

$$I_L^* = \delta, I_F^* = 0, p_L^* = p_L^* - \Delta, n_L^* = 1, n_F^* = 0,$$

and p_L^* can be chosen any value in $[c + 1, c + \Delta]$. (2) $\Delta = 1$: The following interior strategy constitute an additional SPNE:

$$I_L^* = I_F^* = \frac{1}{3\sqrt{s}}, p_L^* - c = n_L^* = 2/3, p_F^* - c = n_F^* = 1/3.$$

(3) $\Delta \leq -1$: The SPNE strategy is:

$$I_L^* = I_F^* = \frac{1}{\sqrt{2s}}, p_L^* = p_F^* + \Delta - 1, n_L^* = 0, n_F^* = 1,$$

and p_L^* can be chosen any value in $[c + 1, c - \Delta]$.

We prove this theorem in our technical report [9, Appendix D-B]. As is intuitive, for large Δ , all EUs subscribe to SP_L , despite lower access fees selected by SP_F ; the reverse happens in the other extreme, despite lower access fees selected by SP_F . The extremes therefore lead to ‘‘corner equilibria,’’ which correspond to 0, 1 as the degrees of cooperation. The SPNE is non-unique in both these extremes.

D. Numerical results

Figure 2 shows the payoffs (left) and the degree of cooperation (right) under different s when $\Delta = 0$. The degree of cooperation reaches the maximum (= 1), i.e., $I_F^* = I_L^*$ when s is less than a threshold (≈ 2). In this case, SP_L generates most of its revenue from the reservation fee paid by SP_F . As expected, π_L^* increases with s . From Theorem 1 (1), (2), (4), when $I_F^* = I_L^*$, I_L^* equals its minimum value $\sqrt{\frac{2}{9s}}$, and $n_F^* = 1/3 +$

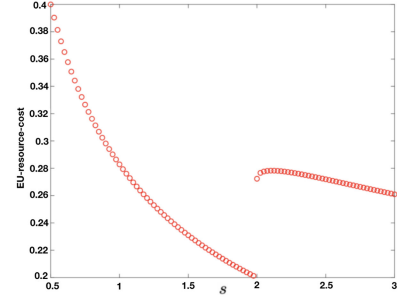


Fig. 3. EU-resource-cost vs. s . Here, $\gamma = 0.5$, $c = 1$.

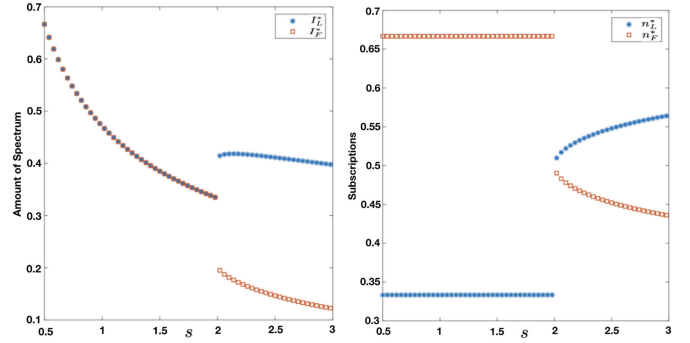


Fig. 4. Investment decisions (left), the split of subscription (right) vs. s . Here, $\gamma = 0.5$, $c = 1$, $\Delta = 0$.

$I_F^*/3I_L^* = 2/3$, thus $\pi_F^* = n_F^{*2} - s I_F^{*2}$ is a constant which is independent of s . When s is larger than this threshold, $I_F^*/I_L^* < 1$, and decreases with s . In this case, I_L^* exceeds its minimum value, and SP_F leases only a portion of the new spectrum invested by SP_L , i.e., $I_F^* < I_L^*$. Thus, SP_L generates more of its revenue from EUs. The payoff of SP_L (SP_F) first jumps to a lower value at this threshold, and then increases (decreases) with s . At this threshold, the degree of cooperation also jumps to a lower value (< 1). Thus, higher degrees of cooperation can enhance the payoff of both SPs, and the reservation fee s enhances (reduces) the payoff of SP_L (SP_F). Also, SP_F earns more than SP_L for lower values of s ; hence SP_F gets more from the spectrum sharing between the 2 SPs in this case. For higher values of s , the reverse happens.

s has significant impact on the EU-resource-cost, as depicted in Figure 3. We first explain the jump at the threshold value of s . When s is less than the threshold, $I_L^* = I_F^*$, as seen in Figure 2 (right). Thus the EU-resource-cost is I_F^*/p_F^* . At the threshold, $I_F^* < I_L^*$, so the second term in EU-resource-cost ($(I_L^* - I_F^*)/p_L^*$) jumps to a positive value from 0, leading to the jump in the EU-resource-cost. The EU-resource-cost otherwise decreases in s , thus if a regulator chooses s , it ought to opt for a low value of s , though if s is really low, then SP_L may not have enough incentive to cooperate due to low π_L^* (Figure 2 (left)). Note that the degree of cooperation is 1 at low values of s , thus high degree of cooperation coincides with high EU-resource-cost.

Figure 4 shows the SPNE level of investment (left) and subscriptions of SPs (right) when $\Delta = 0$. It reconfirms that when s is smaller than a threshold, SP_F leases the entire spectrum

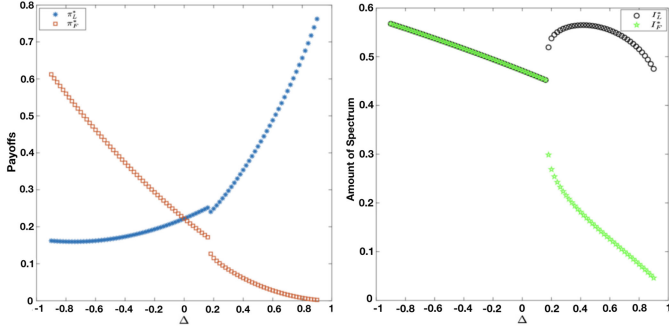


Fig. 5. Payoffs (left), investment decisions (right) vs. Δ . Here, $\gamma = 0.5$, $c = 1$, $s = 1$.

SP_L offers, and after that threshold, SP_F leases only a portion of the new spectrum offered by SP_L . Also, I_L^* strictly decreases with s throughout. When s is small, $I_F^* = I_L^*$, n_F^* and n_L^* are constant ($n_L^* = 1/3$, $n_F^* = 2/3$) independent of γ and s , and $n_F^* > n_L^*$. After the threshold, n_F^* decreases and n_L^* increases with s (because I_F^*/I_L^* decreases with s in Figure 2 (right)). Comparing Figure 2 (right) and Figure 4 (right) we note that higher degrees of cooperations increase (decrease, respectively) the competition efficacy of SP_F (SP_L , respectively).

Figure 5 plots the payoffs (left) and I_L , I_F (right) as a function of Δ when $|\Delta| < 1$, the region in which the SPNE exists uniquely. We set $s = 1$. As expected, the payoff of SP_L (SP_F , respectively) increase (decrease, respectively) with increase in Δ . Also, SP_F earns more than SP_L for lower values of Δ ; hence SP_F gets more from the spectrum sharing between the 2 SPs in this case. For higher values of s , the reverse happens. With increase in Δ , I_L , I_F may either increase or decrease, depending on whether additional spectrum provides “bang for the buck” by enticing commensurate number of EUs which depends on the EUs’ prior biases (static factors) for or against the SPs. The figure shows which is the case.

Figure 6 plots the degree of cooperation (left) and the EU-resource-cost (right) as a function of Δ when $|\Delta| < 1$. Figure 6 (left) shows that the degree of cooperation is a constant 1 when Δ is less than a threshold, and decreases when Δ is larger than this threshold. The amount of spectrum SP_F leases from SP_L decreases when SP_L has larger common preference. The jump in the degree of cooperation at the threshold value of Δ follows from Theorem 1 (2) directly. The jump in the EU-resource-cost at the threshold value of Δ may be explained similar to that for Figure 3, considering Figure 6 (left) instead of Figure 2 (right). Other than this jump, the EU-resource-cost decreases in Δ . Again, note that high degree of cooperation coincides with high EU-resource-cost.

E. SPNE Analysis

We use backward induction to characterize SPNE strategies, starting from the last stage of the game and proceeding backward. For simplicity and brevity, we present this analysis only for the important special case of $\Delta = 0$, and defer the general case to our technical report [9, Appendix D]. Thus, we

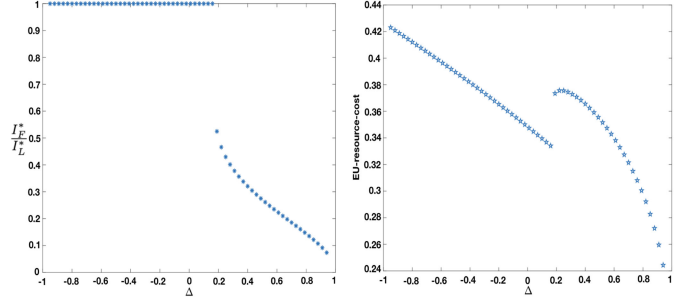


Fig. 6. Degree of cooperation (left), EU-resource-cost (right) vs. Δ . Here, $\gamma = 0.5$, $c = 1$, $\Delta = 0$.

prove Theorem 1 while applying $\Delta = 0$ in the corresponding expressions. Specific Theorems 3, 5, 6 are proven in Appendix B.

Stage 4: We first characterize the equilibrium division of EUs between SPs, i.e., n_L^* and n_F^* , using the knowledge of the strategies chosen by the SPs in Stages 1~3.

Definition 2: x_0 is the *indifferent location* between the two service providers if $u_L(x_0) = u_F(x_0)$ (Figure 1).

By the full market coverage assumption, if $0 < x_0 < 1$, then EUs in the interval $[0, x_0]$ join SP_L and those in the interval $[x_0, 1]$ join SP_F . If $x_0 \leq 0$, all EUs choose SP_F ; and if $x_0 \geq 1$, all EUs choose SP_L (Figure 1).

From Definition 2, $u_F(x_0) = v - t_F(1 - x_0) - p_F = v - t_L x_0 - p_L = u_L(x_0)$. Since $t_L + t_F = 1$, then $x_0 = \frac{t_F + p_F - p_L}{t_L + t_F} = t_F + p_F - p_L$. Thus,

$$x_0 = t_F + p_F - p_L \quad (4)$$

Thus, since EUs are distributed uniformly along $[0, 1]$, the fraction of EUs with each SP is:

$$n_L = \begin{cases} 0, & \text{if } x_0 \leq 0 \\ x_0, & \text{if } 0 < x_0 < 1, n_F = 1 - n_L, \\ 1, & \text{if } x_0 \geq 1 \end{cases} \quad (5)$$

where x_0 is defined in (4) and $n_F = 1 - n_L$ (Figure 1).

Only “interior” strategies may be SPNE, as:

Theorem 3: In the SPNE it must be that $0 < x_0 < 1$.

Stage 3: SP_L and SP_F determine their access fees for EUs, p_L and p_F , respectively, to maximize their payoffs.

Lemma 1: The payoffs of SPs are:

$$\begin{aligned} \pi_L &= (t_F + p_F - p_L)(p_L - c) + sI_F^2 - \gamma I_L^2 \\ \pi_F &= (t_L + p_L - p_F)(p_F - c) - sI_F^2 \end{aligned} \quad (6)$$

Proof: From (5), substitute $(n_L, n_F) = (t_F + p_F - p_L, 1 - n_L)$ into (1) and (2), and get (6). ■

We next obtain the SPNE p_F^* and p_L^* which maximize the payoffs π_L and π_F of the SPs respectively.

Theorem 4: The SPNE pricing strategies are:

$$p_L^* = c + \frac{2}{3} - \frac{I_F}{3I_L}, \quad p_F^* = c + \frac{1}{3} + \frac{I_F}{3I_L} \quad (7)$$

Proof: p_F^* and p_L^* must satisfy the first order condition, i.e., $\frac{d\pi_F}{dp_F} = 0$ and $\frac{d\pi_L}{dp_L} = 0$. Thus, $p_F^* = c + \frac{I_L + I_F}{3I_L}$ & $p_L^* = c + \frac{2I_L - I_F}{3I_L}$. p_F^* and p_L^* are the unique SPNE strategies if they yield $0 < x_0 < 1$ and no unilateral deviation is profitable for SPs. We establish these respectively in Parts A and B.

Part A. From (7), $x_0 = \frac{I_L - I_F^*}{I_L^*} + p_F^* - p_L^* = \frac{2I_L^* - I_F^*}{3I_L^*}$. Since $I_L^* \geq I_F^*$ and $I_L^* > 0$, then $0 < x_0 < 1$.

Part B. Since $\frac{d^2\pi_F}{dp_F^2} < 0$, $\frac{d^2\pi_L}{dp_L^2} < 0$, a local maxima is also a global maximum, and any solution to the first order conditions maximize the payoffs when $0 < x_0 < 1$, and no unilateral deviation by which $0 < x_0 < 1$ would be profitable for the SPs. Now, we show that unilateral deviations of the SPs leading to $n_L = 0, n_F = 1$ and $n_L = 1, n_F = 0$ is not profitable. Note that the payoffs of the SPs, (1) and (2), are continuous as $n_L \downarrow 0$, and $n_L \uparrow 1$ (which subsequently yields $n_F \uparrow 1$ and $n_F \downarrow 0$, respectively). Thus, the payoffs of both SPs when selecting p_L and p_F as the solutions of the first order conditions are greater than or equal to the payoffs when $n_L = 0$ and $n_L = 1$. Thus, the unilateral deviations under consideration are not profitable for the SPs. ■

Remark 3: The proof shows that x_0, p_L^*, p_F^* do not depend on the specific nature of the costs of leasing spectrum I_F, I_L , neither does n_L^*, n_F^* from (5). Thus the SPNE expressions for these would remain the same for any other cost function. But, the SPNE of investment levels (I_L^*, I_F^*) as obtained in the next results depend on the specific nature of these functions.

Stage 2: SP_F decides on the amount of spectrum to be leased from SP_L, I_L , with the condition that $0 \leq I_F \leq I_L$, to maximize π_F .

Theorem 5: The SPNE spectrum acquired by SP_F is:

$$I_F^* = \begin{cases} \frac{I_L}{9I_L^2s-1} & \text{when } I_L > \sqrt{\frac{2}{9}s} \\ I_L & \text{when } \delta \leq I_L \leq \sqrt{\frac{2}{9}s}. \end{cases} \quad (8)$$

Stage 1: SP_L chooses the amount of spectrum I_L to lease from the regulator, to maximize π_L .

Theorem 6: The SPNE spectrum acquired by SP_L, I_L^* is the solution of the following maximization

$$\begin{aligned} \max_{I_L} \pi_L &= \frac{1}{9} \left(2 - \frac{1}{9sI_L^2 - 1} \right)^2 + s \left(\frac{I_L}{9sI_L^2 - 1} \right)^2 - \gamma I_L^2 \\ \text{s.t. } &\sqrt{\frac{2}{9}s} \leq I_L. \end{aligned} \quad (9)$$

Let $\Delta = 0$. Theorem 1 follows from Theorems 3, 4 5, 6. Theorem 3 allows us to consider only interior SPNE. Parts (1) and (2) of Theorem 1 follow respectively from Theorems 6 and 5. Part (3) follows from Theorem 4, part (4) from Theorem 4 and (5).

III. EUS WITH OUTSIDE OPTIONS

We now generalize our framework to consider a scenario in which the EUs from the common pool the SPs are competing

over, may not choose either of the two SPs if the service quality-price tradeoff they offer is not satisfactory. In effect, there is an outside option for the EUs. Also, each SP has an exclusive additional customer base which can provide customers beyond the common pool depending on the service quality and access fees they offer. We introduce these modifications through demand functions we describe next.

Definition 3: The fraction² of EUs with each SP is

$$\tilde{n}_L = \alpha n_L + \tilde{\varphi}_L(p_L, I_L), \quad \tilde{n}_F = \alpha n_F + \tilde{\varphi}_F(p_F, I_F),$$

where

$$\begin{aligned} \tilde{\varphi}_L(p_L, I_L) &= k' - \theta' p_L + b'(I_L - I_F), \\ \tilde{\varphi}_F(p_F, I_F) &= k' - \theta' p_F + b'I_F \end{aligned}$$

and $\alpha > 0$, k' , θ' and b' are constants.

Here, n_L, n_F represent fractional subscriptions from the common pool as before, and are determined in Stage 4 of the sequential game described in Section II-B, based on the utilities specified in (3), with $v^L = v^F$ for simplicity. The demand functions $\tilde{\varphi}_L(\cdot, \cdot)$ and $\tilde{\varphi}_F(\cdot, \cdot)$ can be positive or negative. A positive value denotes attracting EUs presumably from an exclusive additional customer base beyond the common pool, and a negative value denotes losing some of the EUs in the common pool to an outside option. The size of the common pool may be different from the exclusive additional customer bases of the SPs; to account for this disparity, we multiply the fractional subscriptions from the common pool, n_L, n_F with a constant α .

Considering $\theta' = \alpha$, for analytical tractability:

$$\begin{aligned} \tilde{n}_L &= \alpha(n_L + \varphi_L(p_L, I_L)), \\ \tilde{n}_F &= \alpha(n_F + \varphi_F(p_F, I_F)), \end{aligned} \quad (10)$$

with $k = k'/\alpha$, $b = b'/\alpha$, and

$$\begin{aligned} \varphi_L(p_L, I_L) &= k - p_L + b(I_L - I_F), \\ \varphi_F(p_F, I_F) &= k - p_F + bI_F \end{aligned} \quad (11)$$

The formulation is the same as in Sections II-A, II-B, with \tilde{n}_L, \tilde{n}_F replacing n_L, n_F in (1) and (2). Using the argument that led us to the expression for the As in Section II-A, the EU-resource-cost is $I_F^*/p_F^* + (I_L^* - I_F^*)/p_L^*$, following the argument in the last paragraph of Section II-A. We characterize the SPNE strategies in Section III-A, and provide numerical results in Section III-B.

A. The SPNE outcome

For simplicity, we consider only interior SPNE strategies, that is, $0 < n_L^*, n_F^* < 1$. We define functions $f(I_L)$, $g(I_L)$, $\pi_L(I_F)$ and sets $\mathbb{L}_1, \mathbb{L}_2$ as follows:

² The fraction may be replaced with actual number (of EUs) in this case, by altering scale factors in this expression and in those of the payoffs. Our results hold for both interpretations as we do not use $0 \leq \tilde{n}_L, \tilde{n}_F \leq 1$ in any derivation. We use $0 \leq n_L, n_F \leq 1$ though.

$$g(I_L) = \frac{b}{15}I_L + \frac{1}{15} - \frac{c}{3} + \frac{k}{3}, \quad f(I_L) = \frac{1}{5I_L} + \frac{b}{5},$$

$$\theta(y) = 2\alpha \left(\frac{b}{5}I_L + \frac{1}{5} + g(I_L) - f(I_L)y \right)^2 + sy^2 - \gamma I_L^2,$$

$$\mathbb{L}_1 = \{s > 2\alpha f^2(I_L) + 2\alpha f(I_L)g(I_L)/I_L, g(I_L) \geq 0, \delta \leq I_L, I_L < 4/b\},$$

$$\mathbb{L}_2 = \{0 \leq I_L, I_L < 4/b\} \cap (\{g(I_L) \geq 0, 2\alpha f^2(I_L) \leq s \leq 2\alpha f^2(I_L) + 2\alpha f(I_L)g(I_L)/I_L\} \cup \{2\alpha f^2(I_L) + 4\alpha f(I_L)g(I_L)/I_L \geq s, 2\alpha f^2(I_L) > s\}).$$

With $\delta < 4/b$, we prove in technical report [9, Appendix E]:

Theorem 7: The interior SPNE strategies are:

(1) I_L^* is characterized in

$$I_L^* = \operatorname{argmax}_{I_L} \left(\max_{I_L \in \mathbb{L}_1} \theta \left(\frac{-2\alpha f(I_L)g(I_L)}{2\alpha f^2(I_L) - s} \right), \max_{I_L \in \mathbb{L}_2} \theta(I_L) \right)$$

(2) I_F^* is characterized in

$$I_F^* = \begin{cases} \frac{-2\alpha f(I_L)g(I_L)}{2\alpha f^2(I_L) - s} & \text{if } I_L \in \mathbb{L}_1 \\ I_L & \text{if } I_L \in \mathbb{L}_2. \end{cases}$$

$$(3) p_L^* = \frac{1}{15} + \frac{2c}{3} + \frac{k}{3} + \frac{I_L^* - I_F^*}{5I_L^*} - \frac{b}{5}I_F^* + \frac{4b}{15}I_L^*,$$

$$p_F^* = \frac{1}{15} + \frac{2c}{3} + \frac{k}{3} + \frac{I_F^*}{5I_L^*} + \frac{b}{15}I_L^* + \frac{b}{5}I_F^*.$$

$$(4) \tilde{n}_L^* = \frac{I_L^* - I_F^*}{I_L^*} + p_F^* - 2p_L^* + k + bI_L^* - bI_F^*,$$

$$\tilde{n}_F^* = \frac{I_F^*}{I_L^*} + p_L^* - 2p_F^* + k + bI_F^*$$

Remark 2 holds here with Theorem 7 substituting Theorem 1.

Despite the expressions being cumbersome, the characterization is easy to compute, as in Theorem 1, and lead to important insights, as enumerated below.

$$\tilde{n}_L^* = \frac{3}{5} \left(1 - \frac{I_F^*}{I_L^*} \right) + \varphi_L(p_L, I_L) + \frac{2b}{5}I_F^* - \frac{b}{5}I_L^*$$

$$\tilde{n}_F^* = 1 - \frac{3}{5} \left(1 - \frac{I_F^*}{I_L^*} \right) + \varphi_F(p_F, I_F) - \frac{2b}{5}I_F^* + \frac{b}{5}I_L^*$$

In both equations, intuitively, the first term, $\frac{3}{5}(1 - \frac{I_F^*}{I_L^*})$, $1 - \frac{3}{5}(1 - \frac{I_F^*}{I_L^*})$, represents the subscription from the common pool, if there had been no attrition to an outside option. The second and third terms represent the impacts of the attritions as also the additions from the exclusive customer bases. The first term depends on the degree of cooperation similar to the the base case specified in part (4) of Theorem 1. In the special case that $b = 0$, i.e., when the demand functions depend only on the access fees, the third term is 0 and the demand functions capture the impact of attrition and additions in the SPNE expression for the subscriptions. For $b > 0$, the second and the third term together become $k - p_L^* + \frac{b}{5}I_L^*(4 - 3I_F^*/I_L^*)$ in the expression for \tilde{n}_L^* , and $k - p_F^* + \frac{b}{5}I_L^*(1 + 3I_F^*/I_L^*)$ in that

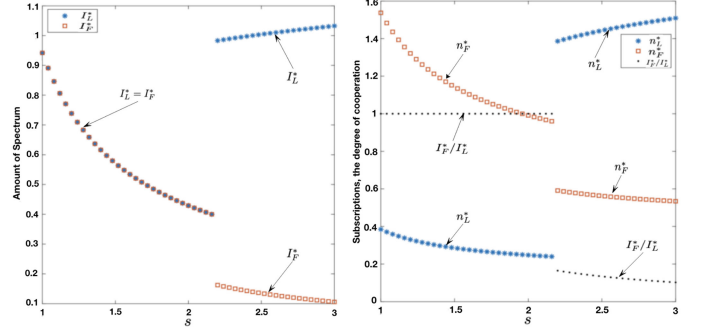


Fig. 7. Spectrum (left), degree of cooperation and subscriptions (right) vs. s . Here, $\gamma = 0.8$, $c = k = 1$, $b = 2$.

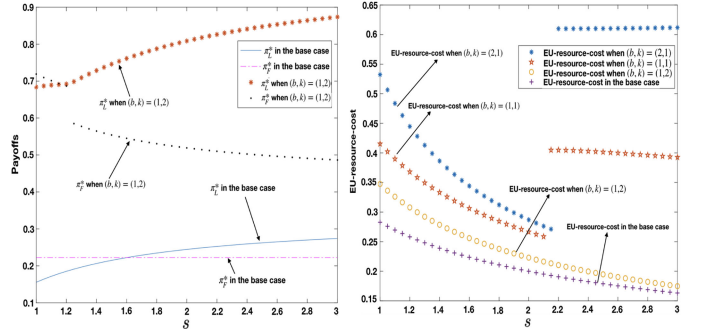


Fig. 8. Payoffs (left), EU-resource-cost (right) vs. s . Here, $\gamma = 0.8$, $c = 1$.

for \tilde{n}_F^* . Thus, higher degree of cooperation decreases (increases, respectively) the subscription for SP_L (SP_F , respectively) even in these terms, and therefore, overall, like in the base case. Note that the subscriptions represent the efficacy in competition. However, as in the base case, the decrease in subscription does not directly lead to reduction in overall payoffs of SP_L , as the deficit may be compensated through income generated by leasing spectrum to SP_F .

B. Numerical results

Figure 7 show that now, both n_L^* , n_F^* can decrease (eg, with changes in s) because of attrition to the outside option possibly due to decrease of I_L^* , I_F^* . We note this when s is below a threshold. Otherwise, the trends resemble Figures 2 and 4 (the base case).

Figure 8 (left) shows the payoffs under different s . The trends of payoffs are similar with Figure 2 (left). The SPs earn higher payoffs than in the base case, as they have additional exclusive customers bases to draw additional EUs from.

Figure 8 (right) shows that for different values of the parameters b, k , the EU-resource-cost exceeds that for the base case shown in Figure 3. This is because the SPs provide better resource-cost tradeoff to the EUs so as not to loose them to the outside option, and also to draw more EUs from their exclusive additional bases.

IV. THE 3-PLAYER MODEL

We now generalize our framework to consider competition between MNOs, rather than that only between an MNO and

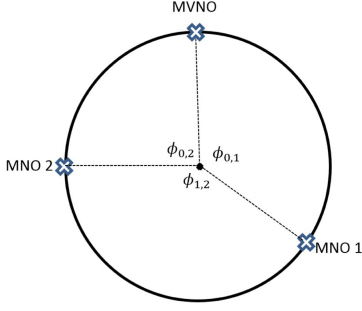


Fig. 9. The hotelling model for the three players case

an MVNO. In a 3-player model, we consider two MNOs and one MVNO competing for a common pool of EUs in a covered market (i.e., each EU needs to opt for exactly one SP). We present the model in Section IV-A, and characterize the SPNE in Section IV-B. We show that the competition among multiple SPs reduces their payoffs, but benefits the EUs: the SPs acquire higher amounts of spectrum (hence provide higher service quality), and charge the EUs less. The competition also reduces the payoffs of SPs. We prove the results in Appendix C (Theorems 8, 9) and in technical report [9, Appendix F] (Corollary 1).

A. Model

We consider a symmetric model and seek a symmetric equilibrium i.e., the strategies of the MNOs are the same, and the MVNO leases the same amount of spectrum from each MNO. Thus, in the SPNE, $I_L = I_{L_1} = I_{L_2}$, $I_F = I_{F_1} = I_{F_2}$, $p_L = p_{L_1} = p_{L_2}$, and $n_L = n_{L_1} = n_{L_2}$. The total amount spectrum of SPs is $2I_L$. Thus, each MNO retains $I_L - I_F$ spectrum. We define the payoffs of MVNO and MNOs as

$$\begin{aligned} \pi_F &= n_F(p_F - c) - 2sI_F^2 \\ (12)\pi_L &= n_L(p_L - c) + sI_F^2 - \gamma I_L^2 \end{aligned} \quad (13)$$

To accommodate the three SPs, we modify the hotelling model. The EUs are uniformly distributed along a circle of radius 1 on which the SPs are virtually located (Figure 9). Since the radius is 1, each arc length equals the corresponding angle. Thus, the number of EUs located 1) between the MVNO and MNO_{*i*} is $\phi_{0,i}$ and 2) between the MNOs is $\phi_{1,2}$.

We consider that $\phi_{0,1}$, $\phi_{0,2}$ and $\phi_{1,2}$ reflect the natural preferences of EUs for SPs (intuitively, for example, those in the arc $\phi_{0,1}$ would have stronger preference for the MVNO and MNO₁, and so on). We allow the preferences to depend on spectrum investments by defining these arcs as: $\phi_{0,1} = \phi_{0,2} = h_1(I_L, I_F)$ and $\phi_{1,2} = h_2(I_L, I_F)$ for some functions h_1 and h_2 (considering that the model is symmetric). We can now consider the transport cost as a parameter $t > 0$ rather than a function of I_L, I_F , unlike in Section II. We focus on the special case that $v^L = v^F = v$.

Similar to (3), if an EU is located in the arc of $\phi_{0,1}$, at a distance of x from the MVNO,

$$\begin{aligned} u_{MVNO} &= v - tx - p_F \\ u_{MNO_1} &= v - t(\phi_{0,1} - x) - p_L \\ u_{MNO_2} &= v - t \cdot \min(x + \phi_{0,2}, \phi_{0,1} - x + \phi_{1,2}) - p_L \end{aligned} \quad (14)$$

By calculation, if $x \leq \phi_{0,1}/2$, then $u_{MNO_1} \leq u_{MVNO}$, and $u_{MNO_2} = v - t(x + \phi_{0,2}) - p_L < u_{MVNO}$. Then, EUs choose MVNO. If $x > \phi_{0,1}/2$, then $u_{MVNO} < u_{MNO_1}$, and $u_{MNO_2} = v - t(\phi_{0,1} - x + \phi_{1,2}) - p_L < u_{MNO_1}$. Then, EUs choose MNO₁ instead of MNO₂.

Similarly, due to symmetry, if an EU is located in the arc of $\phi_{0,2}$, he does not choose MNO₁, and suppose the distance from the EU to the MVNO is x , thus

$$\begin{aligned} u_{MVNO} &= v - tx - p_F \\ u_{MNO_2} &= v - t(\phi_{0,2} - x) - p_L \end{aligned} \quad (15)$$

If an EU is located in the arc of $\phi_{1,2}$, at a distance of x to the MNO₁, then his utility is;

$$\begin{aligned} u_{MNO_1} &= v - tx - p_L, \\ u_{MNO_2} &= v - t(\phi_{1,2} - x) - p_L \\ u_{MVNO} &= v - t \cdot \min(x + \phi_{0,1}, \phi_{1,2} - x + \phi_{0,2}) - p_F \end{aligned} \quad (16)$$

Now we have the following lemma,

Lemma 2: If $p_L - p_F \geq t\phi_{0,1}$, then all EUs choose the MVNO; if $p_L - p_F < t\phi_{0,1}$, then EUs located in the arc of $\phi_{1,2}$ do not choose the MVNO.

Henceforth, we only consider $p_L - p_F < t\phi_{0,1}$, as:

Theorem 8: No SPNE strategy exists if $p_L - p_F \geq t\phi_{0,1}$.

Now, from Lemma 2 and the discussion above, the MVNO and MNO_{*i*} (MNO₁ and MNO₂, respectively) compete to attract the EUs located only on the arc of $\phi_{0,i}$ ($\phi_{1,2}$, respectively). Thus, we define the number of EUs of any two SPs depends only on their total investment levels, i.e., for a constant ζ ,

$$\begin{aligned} \phi_{01} = \phi_{02} &= \zeta \frac{2I_F + I_L - I_F}{2I_L} = \zeta \frac{I_F + I_L}{2I_L}, \\ \phi_{12} &= \zeta \frac{2(I_L - I_F)}{I_L} = \zeta \frac{I_L - I_F}{I_L}. \end{aligned}$$

B. The SPNE outcome

With $\delta < \frac{\pi}{2} \sqrt{\frac{t}{3s}}$, we prove in Appendix C:

Theorem 9: The unique symmetric SPNE strategy, with I_L^*, p_L^* representing the choices of, and n_L^* subscription to, each MNO, and I_F^*, p_F^*, n_F^* the corresponding quantities for the MVNO, is:

$$I_L^* = I_F^* = \frac{\pi}{2} \sqrt{\frac{t}{3s}}, p_L^* = p_F^* = t\pi + c, \quad n_F^* = 2n_L^* = \pi.$$

Remark 4: The MVNO leases the entire new spectrum from each MNO. The degree of cooperation, I_F^*/I_L^* is 1. The characterization of the SPNE is easy to compute.

We compare the outcome of the 3-player model with the 2-player model, to understand the impact of the competition between the MNOs. To ensure consistency of comparison, we modify the 2-player model of the base case in Section II as

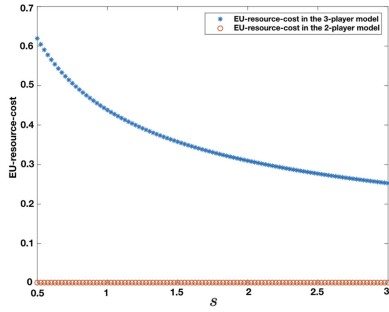


Fig. 10. EU-resource-cost (right) vs. s .

follows: (1) The transport cost is t instead of $t_L = I_F/I_L$ and $t_F = 1 - t_L$. (2) EUs are distributed uniformly along the interval $[0, 2\pi]$ instead of $[0, 1]$, since in the 3-player model, the total amount of EUs is 2π (3) $v^L = v^F = v$. By the same analysis method in Section II, we prove in our technical report [9, Appendix F]:

Corollary 1: In the 2-player game formulation, the unique SPNE strategies are:

$$I_L^* = \delta, I_F^* = 0, p_L^* = p_F^* = 2t\pi + c, n_F^* = n_L^* = \pi.$$

Comparing Theorem 9 and Corollary 1, we note that due to the competition by an additional MNO, SPs acquire higher amounts of spectrum in the 3-player model, i.e., the two MNOs order additional spectrum, and the MVNO leases the entire new spectrum from each MNO. The SPs charge the EUs less too: $t\pi + c$, as opposed to $2t\pi + c$ in the 2-player model. In both models, the MNO(s) and the MVNO divide the EUs equally: in the 2-player model, each SP has half of the EUs (π), while in the 3-player model, the MVNO has half of the EUs (π), and each MNO has a quarter of the EUs ($\pi/2$).

From (12) and (13), for 3 players, the payoffs are: (1) $\frac{5t\pi^2}{6}$ for each MNO, and (2) $\frac{t\pi^2}{12}(7 - \frac{2}{s})$ for the MVNO. For 2 players, the payoffs are $2t\pi^2 - \delta^2$ and $2t\pi^2$ for the MNO and the MVNO respectively. Thus, clearly (each) MNO secures a higher payoff than the MVNO for both the 3-player and the 2-player cases. Also, the SPs earn more in the 2-player model, since fewer SPs compete for the same number of EUs.

Since there are 2 MNOs and 1 MVNO now, and the MVNO leases I_F^* amount of spectrum from each MNO, the EU-resource-cost becomes $2I_F^*/p_F^* + 2(I_L^* - I_F^*)/p_L^*$.

Figure 10 shows that the EU-resource-cost in the 3-player model exceeds that in the base case for 2 SPs shown in Figure 3. This follows because as noted earlier EUs pay lower access fees and the SPs acquire higher spectrum overall. Thus, like in Section III-B, the additional competition among the SPs is beneficial for the EUs. Refer to [9, Section IV-C] for numerical computations of the spectrum acquisitions, prices and payoffs of the SPs.

V. CONCLUSIONS, GENERALIZATIONS AND FUTURE RESEARCH

This paper investigates the incentives of mobile network operators (MNOs) for acquiring additional spectrum to offer mobile virtual network operators (MVNOs) and thereby

inviting competition for a common pool of end users (EUs). We consider a base case and two generalizations: (i) one MNO and one MVNO, (ii) one MNO, one MVNO and an outside option, and (iii) two MNOs and one MVNO. We identify metrics (I_F^*/I_L^* for cooperation between SPs, (n_L^*, n_F^*) for competition between SPs, $I_F^*/p_F^* + (I_L^* - I_F^*)/p_L^*$ for resource-cost tradeoff of the EUs) to quantify the interplay between cooperation and competition. Four-stage noncooperative sequential games are formulated and SPNE are obtained analytically.

Analytical and numerical results show that higher degree of cooperation can enhance the payoff of both SPs, and increase (respectively, decrease) the competition efficacy of SP_F (respectively, SP_L). In addition, high degree of cooperation coincides with high EU-resource-cost, and provides low access fee options to the EUs. Increased competition due to the presence of additional MNOs is beneficial to EUs but reduces the payoffs of the SPs.

All results extend, with some modifications, when we consider that I_L is upper bounded by M . Such bounds may apply when the central regulator has limited spectrum to offer. In this case, if the upper bound M is relatively small (less than some threshold), in the SPNE, $I_L^* = I_F^* = M$, but otherwise I_L^*, I_F^* characterized in various Theorems apply. The thresholds will in general be different for different cases and have been quantified. The SPNE values of the other decisions variables, namely $p_L^*, p_F^*, n_L^*, n_F^*$ remain as in various Theorems. Refer to Section V of the technical report [9] for the deductions.

Future research includes generalization to accommodate: 1) non-uniform distribution of EUs between the two SPs in the hotelling model, 2) distinct transaction costs c_L and c_F , 3) potentially non-convex spectrum reservation fee functions that the SP_F pays the SP_L and the SP_L pays the regulator, 4) arbitrary number of MNOs and MVNOs, 5) arbitrary transport cost t_L, t_F functions of the spectrum acquired by the SPs, I_L, I_F . We next provide research directions in each.

- 1) If the EUs are non-uniformly distributed in $[0, 1]$, one can start with a cumulative distribution function $F(x)$ which gives the fraction of EUs in $(0, x)$. Starting with the base case and $v^L = v^F$, in (5), for $x_0 \in (0, 1)$, n_L will now be $F(x_0)$, where x_0 is given by (4), $n_F = 1 - n_L$ as before. Following the analytical progression in Section II-E, the results must now be derived using specific expressions for $F(\cdot)$ (eg, Lemma 1, Theorems 4, 5, 6). This will in turn help determine how the characteristics of the distribution function $F(\cdot)$ affect the equilibrium closed forms, which currently remains open.
- 2) The EUs may incur different amounts of transaction costs for the SPs, namely c_F, c_L respectively for SP_F, SP_L . Starting with the base case, (4), (5) continue to hold. But, c need to be replaced by c_L, c_F respectively in the expressions for the payoffs π_L, π_F in Lemma 1. Also, c need to be replaced by $\frac{2c_F + c_L}{3}, \frac{2c_L + c_F}{3}$ respectively in the expressions for the access fees p_L^*, p_F^* in Theorem 4. The expressions in Theorems 5, 6 must now be derived and modified, building on the above modifications. This derivation remains open.

- 3) Following Remark 3, the SPNE of investment levels (I_L^*, I_F^*) remain open for an arbitrary spectrum reservation fee function that the SP_F pays the SP_L and the SP_L pays the regulator. The analytical methodology used in Theorems 5, 6 should however apply, though the expressions would depend on the specific function in question.
- 4) To obtain the SPNE for arbitrary number of MNOs and MVNOs, one may distribute them on a circle as for 3 SPs (refer to Section IV-A and Figure 9), and follow the analytical approach presented in Sections IV-A, IV-B. The limitation of this distribution of SPs on a circle is that a SP can compete for EUs with only 2 other SPs, as a SP can have only 2 adjacent SPs and effectively only a pair of SPs compete for the EUs in the segment of the circumference between them. For 3 SPs, this is not restrictive, as each SP anyway has no more than 2 SPs to compete with, but it is restrictive for n SPs when $n > 3$ as there in general each SP competes with $n - 1$ other SPs. Nonetheless, our circular distribution method provides a foundation for this general problem, by allowing SPNE computation for arbitrary number of SPs when each SP competes for EUs with 2 predetermined SPs. More innovative topology of placements of SPs involving distributions in potentially higher dimensions may be able to relax this restriction, which remains open.
- 5) For arbitrary transport cost t_L, t_F functions, the analytical methodologies (eg, Section II-E for the base case) would apply. But the derivation of the results remain open.

APPENDIX A

ON QUADRATIC FUNCTION MAXIMIZATION

Lemma 3: Define a quadratic function $f(x) = ax^2 + bx + c$ with $a \neq 0$. The maximum of $f(x)$ in an interval $[d, e]$ ($d < e$) can be obtained by the following rules:

- (1) If $a > 0$, and define the midpoint of the interval $M = \frac{d+e}{2}$, then $f_{\max}(x) = f(d)$ if $M < -\frac{b}{2a}$; $f_{\max}(x) = f(e)$ if $M \geq -\frac{b}{2a}$.
- (2) If $a < 0$, i.e., $f(x)$ is concave, then $f_{\max}(x) = f(d)$ if $d \geq -\frac{b}{2a}$; $f_{\max}(x) = f(e)$ if $e \leq -\frac{b}{2a}$; $f_{\max}(x) = f(-\frac{b}{2a})$ if $d < -\frac{b}{2a} < e$.

Proof.

(1). Since $a > 0$, then $f(x)$ is convex, thus the maximum point can only be obtained at the boundary points, i.e., $x = d$ or $x = e$. Thus,

$$f(d) - f(e) = (a(d+e) + b)(d - e). \quad (17)$$

Let $M < -\frac{b}{2a}$. Since $a > 0$, $M < -\frac{b}{2a} \Leftrightarrow \frac{d+e}{2} < -\frac{b}{2a} \Leftrightarrow (d+e)a + b < 0$. Note $d - e < 0$, from (17), $f(d) - f(e) = (a(d+e) + b)(d - e) > 0$, which implies $f_{\max}(x) = f(d)$. Similarly, if $M \geq -\frac{b}{2a}$, note $a > 0$, then $M \geq -\frac{b}{2a} \Leftrightarrow \frac{d+e}{2} \geq -\frac{b}{2a} \Leftrightarrow (d+e)a + b \geq 0$. Since $d - e < 0$, then from (17), $f(d) - f(e) = (a(d+e) + b)(d - e) \leq 0$, which implies $f_{\max}(x) = f(e)$.

(2). If $a < 0$, then $f(x)$ is concave. Since $f'(x) = 2ax + b$, then 1) $f'(x) < 0$ and $f(x)$ is decreasing if $x > -\frac{b}{2a}$, 2) $f'(x) \geq 0$ and $f(x)$ is increasing if $x \leq -\frac{b}{2a}$. (i) If $d \geq -\frac{b}{2a}$, then $f(x)$ is decreasing if $x \in [d, e]$, hence $f_{\max}(x) = f(d)$. (ii) If $e \leq -\frac{b}{2a}$, then $f(x)$ is increasing if $x \in [d, e]$, hence $f_{\max}(x) = f(e)$. (iii) Let $d < -\frac{b}{2a} < e$. Since $f(x)$ is concave, thus $f(x)$ has a unique maximum point (stationary point) $x = -\frac{b}{2a}$, i.e., $f(-\frac{b}{2a}) \geq f(x)$ for all $x \in \mathbb{R}$. If $[d, e]$ contains $-\frac{b}{2a}$, i.e., $d \leq -\frac{b}{2a} \leq e$, then $f(-\frac{b}{2a}) \geq f(x)$ for all $x \in [d, e]$, hence $f_{\max}(x) = f(-\frac{b}{2a})$. ■

APPENDIX B

PROOFS IN THE BASE CASE WHEN $v^L = v^F$

Proof of Theorem 3 when $v^L = v^F$.

Proof: Let $(p_L^*, p_F^*, I_L^*, I_F^*)$ be a corner SPNE strategy. Thus, 1) $x_0 \geq 1$, or 2) $x_0 \leq 0$. We arrive at a contradiction for 1) **Step 1** and 2) in **Step 2** respectively. ■

Lemma 4: $\pi_F^* \geq 0$. If $n_F^* > 0$, $p_F^* \geq c$.

Proof: Let $\pi_F^* < 0$. Consider a unilateral deviation in which $I_F = 0, p_F \geq c$. From (12), $\pi_F \geq 0$, leading to a contradiction. Now, let $n_F^* > 0$ and $p_F^* < c$. Thus, $\pi_F^* < 0$ which is a contradiction. ■

Step 1. Let $x_0^* \geq 1$. Clearly, $n_F^* = 0$ and $n_L^* = 1$. From (2), $\pi_F^* = -sI_F^{*2}$.

From Lemma 4, $I_F^* = 0$. Thus, $\pi_F^* = 0, t_F^* = 1$. From (4), $1 \leq x_0^* = t_F^* + p_F^* - p_L^* = 1 + p_F^* - p_L^*$. Thus, $p_F^* \geq p_L^*$.

From (1), $\pi_L^* = p_L^* - c - \gamma I_L^{*2}$. If $p_L^* < c$, then $\pi_L^* < -\gamma\delta^2 < 0$ since $I_L^* \geq \delta$. Consider a unilateral deviation by which $I_L = \delta, p_L = c$, then $\pi_L = -\gamma\delta^2$, which is beneficial for SP_L . Thus, $p_L^* \geq c$.

Now, let $p_L^* > c$. Thus, $p_F^* \geq p_L^* > c$. Recall that $x_0^* = 1 + p_F^* - p_L^*$. Consider a unilateral deviation by which $p_F = p_L^* - \epsilon > c$. Now, by (4), $x_0 < 1$, and hence $n_F > 0$. Now, from (2), $\pi_F > 0 = \pi_F^*$. Thus, (I_F^*, p_F^*) is not SP_F 's best response to SP_L 's choices (I_L^*, p_L^*) , which is a contradiction. Hence, $p_L^* = c$.

Now consider another unilateral deviation of SP_L , $p_L' = p_F^* + \epsilon$, where $0 < \epsilon < 1$, with all the rest the same. Since $p_L^* \leq p_F^*, p_L' > p_L^* = c$.

$$n_L' = x_0' = t_F^* + p_F^* - p_L' = 1 - \epsilon.$$

Then

$$\pi_L' - \pi_L^* = n_L'(p_L' - c) - (p_L^* - c) = (1 - \epsilon)(p_L' - c) > 0.$$

The last inequality follows because $p_L' > c$ and $\epsilon < 1$. Thus, we again arrive at a contradiction.

Step 2. Let $x_0^* \leq 0$. Clearly, $n_F^* = 1, n_L^* = 0$. Since $n_F^* > 0$, by Lemma 4, $p_F^* \geq c$. From (4), $x_0^* = t_F^* + p_F^* - p_L^* \leq 0$. Thus, $p_L^* \geq p_F^* + t_F^*$. Now, from (1),

$$\pi_L^* = sI_F^{*2} - \gamma I_L^{*2}. \quad (18)$$

Consider a unilateral deviation by SP_L , by which $p_L' = t_F^* + p_F^* - \epsilon, 0 < \epsilon < 1$. Then

$$n'_L = x'_0 = t_F^* + p_F^* - p'_L = \epsilon > 0$$

Therefore, by (18),

$$\pi'_L - \pi_L^* = n'_L(p'_L - c) = \epsilon(p_F^* - \epsilon + t_F^* - c)$$

Since $p_F^* \geq c$, either $p_F^* = c$ or $p_F^* > c$. If $p_F^* > c$, then let $\epsilon < p_F^* - c$. Then, $\pi'_L - \pi_L^* > 0$. If $p_F^* = c$, then $I_F^* = 0$ (otherwise $\pi_F^* < 0$, which by Lemma 4 implies that p_F^* is not a NE), then $t_F^* = 1$. Thus, $\pi'_L - \pi_L^* > 0$. We again arrive at a contradiction.

By Theorem 3 proved above henceforth we only consider interior SPNE in which $0 < x_0^* < 1$.

Proof of Theorem 5 when $v^L = v^F$.

Proof: Substituting p_F and p_L from (7) into (6), using $t_L = I_F/I_L$ and $t_F = 1 - t_L$, SP_F 's payoff becomes,

$$\pi_F(I_F) = \left(\frac{1}{9I_L^2} - s \right) I_F^2 + \frac{2}{9I_L} I_F + \frac{1}{9} \quad (19)$$

Thus, the following maximization yields I_F^* :

$$\max \pi_F(I_F) = \left(\frac{1}{9I_L^2} - s \right) I_F^2 + \frac{2}{9I_L} I_F + \frac{1}{9} \text{ s.t. } 0 \leq I_F \leq I_L. \quad (20)$$

(A). If $I_L = \frac{1}{\sqrt{9s}}$, i.e., $\frac{1}{9I_L^2} - s = 0$, $\pi_F(I_F; I_L)$ is increasing in I_F . Thus, $I_F^* = I_L$.

(B). Let $I_L \neq \frac{1}{\sqrt{9s}}$. Referring to the terminology of Lemma 3, $-b/2a = \frac{I_L}{9I_L^2 s - 1}$, which we denote as F_1 .

(B-1). Let $I_L < \frac{1}{\sqrt{9s}}$, i.e., $1 - 9I_L^2 s > 0$. Then π_F is a convex function. Note that $I_F \in [0, I_L]$, and the midpoint of the interval is $I_L/2$. From Lemma 3, since $1 - 9I_L^2 s > 0$, then $F_1 < 0 < I_L/2$, \Rightarrow the maximum is obtained at $I_F^* = I_L$.

(B-2). Let $I_L > \frac{1}{\sqrt{9s}}$, i.e., $1 - 9I_L^2 s < 0$. Then π_F is a concave function. Note that $F_1 = \frac{I_L}{9I_L^2 s - 1} > 0$. From Lemma 3, $0 < F_1 < I_L \Leftrightarrow \sqrt{\frac{2}{9s}} < I_L$ and $F_1 \geq I_L \Leftrightarrow \frac{1}{\sqrt{9s}} < I_L \leq \sqrt{\frac{2}{9s}}$, thus

$$I_F^* = \begin{cases} F_1 & \text{if } \sqrt{\frac{2}{9s}} < I_L \\ I_L & \text{if } \frac{1}{\sqrt{9s}} < I_L \leq \sqrt{\frac{2}{9s}}. \end{cases}$$

Combining (A) and (B), we obtain (8). \blacksquare

Proof of Theorem 6.

Proof: Substituting p_L and p_F from (7) into π_L from (6), using $t_L = I_F/I_L$ and $t_F = \frac{I_L - I_F}{I_L}$, SP_L 's payoff becomes:

$$\pi_L(I_L) = \left(\frac{2}{3} - \frac{I_F^*}{3I_L} \right)^2 + sI_F^{*2} - \gamma I_L^2. \quad (21)$$

Now, the following optimization yields I_L^* :

$$\max_{I_L} \pi_L(I_L) = \left(\frac{2}{3} - \frac{I_F^*}{3I_L} \right)^2 + s(I_F^*)^2 - \gamma I_L^2$$

s.t. $\delta \leq I_L \leq M$.

Case 1. If $M \leq \frac{2}{9s}$, from (8), $I_F^* = I_L$, thus for $I_L \in [\delta, M]$, the objective function of the optimization is $\frac{1}{9} + (s - \gamma)I_L^2$. This is an increasing function of I_L , since $s > \gamma$. Thus the optimum solution for $I_L \in [\delta, M]$ is M .

Case 2. If $M > \frac{2}{9s}$, we have the following two sub-cases.

(A). From (8), if $\delta \leq I_L \leq \sqrt{\frac{2}{9s}}$, then $I_F^* = I_L$, thus for I_L in this range, the objective function of the optimization is $\frac{1}{9} + (s - \gamma)I_L^2$. This is an increasing function of I_L , since $s > \gamma$. Thus the optimum solution for $I_L \in [\delta, \sqrt{\frac{2}{9s}}]$ is $\sqrt{\frac{2}{9s}}$.

(B). Next, if $\sqrt{\frac{2}{9s}} < I_L \leq M$, then $I_F^* = \frac{I_L}{9I_L^2 s - 1}$. Since $I_L = \frac{I_L}{(9I_L^2 s - 1)}$ when $I_L = \sqrt{\frac{2}{9s}}$, then I_F^* is continuous at $I_L = \sqrt{\frac{2}{9s}}$. So $\pi_L(I_L; I_F^*) \rightarrow \pi_L|_{I_L=I_F^*} = \sqrt{\frac{2}{9s}}$ as $I_L \downarrow \sqrt{\frac{2}{9s}}$.

Therefore, this case also includes the optimum solution of previous case. Thus substituting $I_F^* = \frac{I_L}{9I_L^2 s - 1}$ to (21), (9) is obtained. \blacksquare

APPENDIX C

THE PROOFS IN THE 3-PLAYER MODEL

Proof of Lemma 2.

Proof: First, let $p_L - p_F \geq t\phi_{0,1}$. Consider EUs in the arc of $\phi_{1,2}$. Consider an EU at distance x from MNO_1 . From the symmetry of MNO_1 and MNO_2 , 1) if $x \leq \frac{\phi_{1,2}}{2}$, $u_{MNO_1} \geq u_{MNO_2}$, and 2) if $x > \frac{\phi_{1,2}}{2}$, $u_{MNO_2} \geq u_{MNO_1}$. Since $p_L - p_F \geq t\phi_{0,1}$, 1) if $x < \frac{\phi_{1,2}}{2}$, then $u_{MNO_1} = v - tx - p_L < v - t(x + \phi_{0,1}) - p_F = u_{MVNO}$, and 2) if $x > \frac{\phi_{1,2}}{2}$, then $u_{MNO_2} = v - tx - p_L < v - t(x + \phi_{0,1}) - p_F = u_{MVNO}$. Thus, all the EUs in arc $\phi_{1,2}$ will choose the MVNO.

Note that $\phi_{0,1} = \phi_{0,2}$. Now consider the EUs in arc $\phi_{0,1}$ ($\phi_{0,2}$), at a distance of x from MNO_1 (MNO_2 , respectively). From (14) and (15), $u_{MNO_i} - u_{MVNO} = t\phi_{0,i} - p_L + p_F - 2tx < 0$ since $p_L - p_F \geq t\phi_{0,1}$, $x > 0$. Thus all these EUs opt for the MVNO.

Let $p_L - p_F < t\phi_{0,1}$. One can similarly show that the EUs in arc $\phi_{1,2}$ choose either MNO_1 or MNO_2 . \blacksquare

Proof of Theorem 8.

Proof: Since $I_L^* \geq \delta > 0$, $\phi_{0,1}^* = \phi_{0,2}^* > 0$. From Lemma 2, $n_F^* = 2\pi$, and $n_L^* = 0$. Thus,

$$\pi_F^* = 2\pi(p_F^* - c) - 2s(I_F^*)^2, \pi_L^* = sI_F^{*2} - \gamma I_L^{*2}.$$

Let $p_F^* < c$, then $\pi_F^* < 0$. Consider a unilateral deviation of the MVNO, by which $p_F = c$, $I_F = 0$. Thus, $\pi_F = 0$, and the unilateral deviation is profitable, which is a contradiction. Thus, $p_F^* = c$.

Thus, since $\phi_{0,1}^* > 0$, and from the condition of the theorem, $p_L^* \geq p_F^* + t\phi_{0,1}^* > c$. Consider a unilateral deviation of

MNO₁, by which $p'_L = p_F^* + t\phi_{0,1} - \epsilon > c$, with $\epsilon > 0$. Now consider the utilities of the EUs in arc $\phi_{0,1}$, at a distance of x from MNO₁. From (14),

$$u'_{MNO_1} - u_{MVNO} = t\phi_{0,1}' - p'_L + p_F^* - 2tx = \epsilon - 2tx.$$

So for $x \in (0, \epsilon/2t)$, $u_{MNO_1} > u_{MVNO}$. Thus $n'_{MNO_1} > 0$.

Since I_F^* and I_L^* are the same as before, then $\pi'_{MNO_1} = n'_{MNO_1}(p'_L - c) + sI_F^{*2} - \gamma I_L^{*2}$. Thus,

$$\pi'_{MNO_1} - \pi^*_{MNO_1} = n'_{MNO_1}(p'_L - c) > 0.$$

The last inequality follows since $p'_L > c$ and $n'_{MNO_1} > 0$. Thus, the unilateral deviation is profitable which leads to a contradiction. ■

Proof of Theorem 9.

Proof.

Due to Theorem 8, we consider that $p_L - p_F < t\phi_{0,1}$ henceforth. We sequentially progress from **Stage 4** to **Stage 1**.

Stage 4: First, we determine the constant ζ .

Lemma 5: $\zeta = \pi$, and $\phi_{0,1} = \phi_{0,2} = \pi \frac{I_F + I_L}{2I_L}$, $\phi_{1,2} = \pi \frac{I_L - I_F}{I_L}$.

Proof: $\phi_{01} + \phi_{02} + \phi_{12} = 2\pi$, then $\zeta = \pi$. The rest follows from the definition of ϕ_{01} , ϕ_{02} , and ϕ_{12} . ■

By symmetry, we only consider the split of the EUs between the MNO₁ and the MVNO.

Theorem 10:

$$n_{MVNO} = \begin{cases} 0 & x_0 \leq 0 \\ \pi \frac{I_F + I_L}{2I_L} + \frac{p_L - p_F}{t} & 0 < x_0 < \phi_{0,1} \\ \pi \frac{I_L + I_F}{I_L} & x_0 \geq \phi_{0,1}. \end{cases} \quad (22)$$

$$n_{MNO_1} = \begin{cases} \pi & x_0 \leq 0 \\ \pi \frac{3I_L - I_F}{4I_L} + \frac{p_F - p_L}{2t} & 0 < x_0 < \phi_{0,1} \\ \pi \frac{I_L - I_F}{2I_L} & x_0 \geq \phi_{0,1}. \end{cases} \quad (23)$$

where $x_0 = \frac{\phi_{0,1}}{2} + \frac{p_L - p_F}{2t}$.

Proof: Suppose x_0 is the indifferent location of joining MVNO and MNO₁, then:

$$\begin{aligned} v - tx_0 - p_F &= v - t(\phi_{0,1} - x_0) - p_L \\ \Rightarrow x_0 &= \frac{\phi_{0,1}}{2} + \frac{p_L - p_F}{2t}. \end{aligned} \quad (24)$$

Let x_{MVNO, MNO_2} , x_{MNO_1, MNO_2} be the indifferent locations between 1) MVNO and MNO₂, and 2) MNO₁ and MNO₂ respectively. Then, $x_{MVNO, MNO_2} = \frac{\phi_{0,2}}{2} + \frac{p_L - p_F}{2t}$, and $x_{MNO_1, MNO_2} = \frac{\phi_{1,2}}{2}$. The number of EUs per unit length to be normalized to one, n_{MVNO} equals $x_0 + x_{MVNO, MNO_2}$ if $0 < x_0 < \phi_{0,1}$, 0 if $x_0 \leq 0$, and $\phi_{0,1} + \phi_{0,2}$ if $x_0 \geq \phi_{0,1}$. From the symmetry of the game, $x_{MVNO, MNO_2} = x_0$. Now, (22) follows from Lemma 5.

Next, n_{MNO_1} and n_{MNO_2} equal $(\phi_{0,1} - x_0) + x_{MNO_1, MNO_2}$ if $0 < x_0 < \phi_{0,1}$, $\phi_{0,1} + x_{MNO_1, MNO_2}$ if $x_0 \leq 0$, and x_{MNO_1, MNO_2} if $x_0 \geq \phi_{0,1}$. Similarly, (23) follows. ■

Stage 3: Now we characterize the SPNE access fees.

Theorem 11: The SPNE access fees of EUs of SPs, (p_F^*, p_L^*) by which $0 < x_0 < \phi_{0,1}$, is:

$$p_F^* = \frac{t\pi}{3} \frac{I_F + 5I_L}{2I_L} + c, \quad p_L^* = \frac{t\pi}{3} \frac{7I_L - I_F}{2I_L} + c. \quad (25)$$

Proof: Substituting (22) and (23) into (12) and (13),

$$\pi_F = \left(\pi \frac{I_F + I_L}{2I_L} + \frac{p_L - p_F}{t} \right) (p_F - c) - 2sI_F^2 \quad (26)$$

$$\pi_L = \left(\pi \frac{3I_L - I_F}{4I_L} + \frac{p_F - p_L}{2t} \right) (p_L - c) + sI_F^2 - \gamma I_L^2 \quad (27)$$

p_F^* and p_L^* should be determined to satisfy the first order condition, i.e., $\frac{\pi_F}{dp_F} |_{p_F^*} = 0$ and $\frac{\pi_L}{dp_L} |_{p_L^*} = 0$, thus $p_F^* = \frac{t\pi}{3} \frac{I_F + 5I_L}{2I_L} + c$, $p_L^* = \frac{t\pi}{3} \frac{7I_L - I_F}{2I_L} + c$. Therefore, p_F^* and p_L^* are the unique interior SPNE strategies if 1) they yield $0 < x_0 < \phi_{0,1}$ and $p_L - p_F \leq t\phi_{0,1}$, and 2) no unilateral deviation is profitable for SPs. We establish these in Parts A and B respectively.

Part A. Substituting p_L^* and p_F^* into (24), $x_0 = \frac{\phi_{0,1}}{2} + \frac{p_L - p_F}{2t} = \pi \left(\frac{5}{12} + \frac{I_F}{12I_L} \right) \in (0, \phi_{0,1})$, since $0 \leq I_F \leq I_L$, $I_L > 0$.

Also, $p_L - p_F = \frac{t\pi}{3} \frac{I_L - I_F}{I_L} < \frac{t\pi}{2} \frac{I_L + I_F}{I_L} = t\phi_{0,1}$.

Part B. Since $\frac{d^2\pi_F}{d(p_F^*)^2} = -\frac{2}{t} < 0$, $\frac{d^2\pi_L}{d(p_L^*)^2} = -\frac{1}{t} < 0$, then p_L^* and p_F^* are the unique maximal solutions of π_L and π_F , respectively for $0 < x_0 < \phi_{0,1}$. Similar to the proof of Theorem 4, any deviation by SPs such that $x_0 \leq 0$ or $x_0 \geq \phi_{0,1}$ (which yields $n_L = 1, n_F = 0$ and $n_L = 0, n_F = 1$, respectively) is not profitable. ■

Stage 2: We characterize the spectrum SP_F acquires from SP_L in the SPNE.

Theorem 12: I_F^* is given by:

$$I_F^* = \begin{cases} \frac{5t\pi^2 I_L}{72I_L^2 s - t\pi^2} & \text{if } I_L \geq \frac{\pi}{2} \sqrt{\frac{t}{3s}} \\ I_L & \text{if } \delta \leq I_L < \frac{\pi}{2} \sqrt{\frac{t}{3s}}. \end{cases} \quad (28)$$

Proof: I_F^* is obtained as the optimum solution of

$$\max_{I_F} \pi_F = \left(\frac{t\pi^2}{36I_L^2} - 2s \right) I_F^2 + \frac{5t\pi^2}{18I_L} I_F + \frac{25t\pi^2}{36} s.t \quad (29)$$

$$0 \leq I_F \leq I_L$$

The objective function follows from substituting (25) into (26). The constraints come from the model assumptions directly.

(A). Let $I_L = \frac{\pi}{6} \sqrt{\frac{t}{2s}}$. Then π_F is increasing in I_F , as $\pi_F = \frac{5t\pi^2}{18I_L} I_F + \frac{25t\pi^2}{36}$. Thus $I_F^* = I_L$.

(B). Let $I_L \neq \frac{\pi}{6} \sqrt{\frac{t}{2s}}$. Referring to the terminology of Lemma 3, $(-b/2a) = -\frac{\frac{5t\pi^2}{18I_L}}{2(\frac{t\pi^2}{36I_L^2} - 2s)} = \frac{5t\pi^2 I_L}{72I_L^2 s - t\pi^2}$. We denote this quantity as F_1 .

(B-1). Let $I_L < \frac{\pi}{6} \sqrt{\frac{t}{2s}}$. Then π_F is convex. $I_F \in [0, I_L]$. Since $\frac{t\pi^2}{36I_L^2} - 2s > 0$, then $72sI_L^2 - t\pi^2 < 0$, thus $F_1 < 0 < \frac{I_L}{2}$. From Lemma 3, $I_F^* = I_L$.

(B-2). Let $I_L > \frac{\pi}{6} \sqrt{\frac{t}{3s}}$, i.e., $\frac{t\pi^2}{36I_L^2} - 2s < 0$, then π_F is concave, and $F_1 = \frac{5t\pi^2 I_L}{72I_L^2 s - t\pi^2} > 0$. From Lemma 3,

$$I_F^* = \begin{cases} \frac{5t\pi^2 I_L}{72I_L^2 s - t\pi^2} & \text{if } I_L \geq \frac{\pi}{2} \sqrt{\frac{t}{3s}} \\ I_L & \text{if } \frac{\pi}{6} \sqrt{\frac{t}{3s}} < I_L < \frac{\pi}{2} \sqrt{\frac{t}{3s}}. \end{cases}$$

The desired results come from **(A)**, **(B)** and **(C)**. ■

Stage 1: We characterize the spectrum SP_L acquires from the regulator in the SPNE.

Theorem 13: $I_L^* = M$ when $M \leq \frac{\pi}{2} \sqrt{\frac{t}{3s}}$; any solution to the following maximization problem constitutes I_L^* when $M > \frac{\pi}{2} \sqrt{\frac{t}{3s}}$,

$$\begin{aligned} \max_{I_L} \quad & \pi_L = \frac{t\pi^2}{18} \left(\frac{7I_L - \frac{5t\pi^2 I_L}{72I_L^2 s - t\pi^2}}{2I_L} \right)^2 + s \left(\frac{5t\pi^2 I_L}{72I_L^2 s - t\pi^2} \right)^2 - \gamma I_L^2 \\ \text{s.t.} \quad & \frac{\pi}{2} \sqrt{\frac{t}{3s}} \leq I_L \leq M. \end{aligned} \quad (30)$$

Proof: Each MNO chooses its I_L as the solution of the following maximization:

$$\begin{aligned} \max_{I_L} \quad & \pi_L(I_L) = \frac{t\pi^2}{18} \left(\frac{7I_L - I_F^*}{2I_L} \right)^2 + s I_F^{*2} - \gamma I_L^2 \\ \text{s.t.} \quad & \delta \leq I_L \leq M. \end{aligned} \quad (31)$$

The objective function follows by substituting (25) into (27). The constraint follows from the modeling assumption.

Case 1. If $M \leq \frac{\pi}{2} \sqrt{\frac{t}{3s}}$, from (28), $I_F^* = I_L$, thus the objective function of (31) is $\frac{t\pi^2}{2} + (s - \gamma)I_L^2$. This is an increasing function of I_L since $s > \gamma$. Thus the optimum solution in this range is M .

Case 2. If $M > \frac{\pi}{2} \sqrt{\frac{t}{3s}}$, we consider two cases separately:

A) $\delta \leq I_L \leq \frac{\pi}{2} \sqrt{\frac{t}{3s}}$ and B) $I_L > \frac{\pi}{2} \sqrt{\frac{t}{3s}}$.

(A). From (28), if $\delta \leq I_L \leq \frac{\pi}{2} \sqrt{\frac{t}{3s}}$, then $I_F^* = I_L$, thus the objective function of (31) is $\frac{t\pi^2}{2} + (s - \gamma)I_L^2$. This is an increasing function of I_L since $s > \gamma$. Thus the optimum solution in this range is $\frac{\pi}{2} \sqrt{\frac{t}{3s}}$.

(B). Next, if $I_L > \frac{\pi}{2} \sqrt{\frac{t}{3s}}$, then $I_F^* = \frac{5t\pi^2 I_L}{72I_L^2 s - t\pi^2}$, thus $\pi_L(I_L, I_F^*) = \pi_L(I_L, \frac{5t\pi^2 I_L}{72I_L^2 s - t\pi^2})$. Note that $I_L = \frac{5t\pi^2 I_L}{72I_L^2 s - t\pi^2}$ when $I_L = \frac{\pi}{2} \sqrt{\frac{t}{3s}}$, then I_F^* is continuous at $I_L = \frac{\pi}{2} \sqrt{\frac{t}{3s}}$. So $\pi_L(I_L; I_F^*) \rightarrow \pi_L|_{I_F^* = \frac{\pi}{2} \sqrt{\frac{t}{3s}}}$ as $I_L \rightarrow \frac{\pi}{2} \sqrt{\frac{t}{3s}}$. Therefore, this case also includes the optimum solution of previous case. Substituting $I_F^* = \frac{5t\pi^2 I_L}{72I_L^2 s - t\pi^2}$ into (31), we get (30). ■

Theorem 14: If $M > \frac{\pi}{2} \sqrt{\frac{t}{3s}}$, $I_L^* = I_F^* = \frac{\pi}{2} \sqrt{\frac{t}{3s}}$.

Proof: From (30), we have $\pi_L(I_L) = \frac{t\pi^2}{18} \left(\frac{7I_L - \frac{5t\pi^2 I_L}{72I_L^2 s - t\pi^2}}{2I_L} \right)^2 + s \left(\frac{5t\pi^2 I_L}{72I_L^2 s - t\pi^2} \right)^2 - \gamma I_L^2 \triangleq f_1(I_L) + f_2(I_L) + f_3(I_L)$, where $f_1(I_L) = \frac{t\pi^2}{18} \left(\frac{7}{2} - \frac{5t\pi^2}{144I_L^2 s - 2t\pi^2} \right)^2$, $f_2(I_L) = s \left(\frac{5t\pi^2 I_L}{72I_L^2 s - t\pi^2} \right)^2$, and $f_3(I_L) = -\gamma I_L^2$.

Now we take the derivatives of f_1 , f_2 , and f_3 with respect to I_L , $\frac{d\pi_L}{dI_L} = f_1'(I_L) + f_2'(I_L) + f_3'(I_L) = \frac{10t^2\pi^4 s I_L^2}{(72I_L^2 s - t\pi^2)^3} \times 19 \cdot (t\pi^2 - 144I_L^2 s) - 2\gamma I_L$. Since $I_L \geq \frac{\pi}{2} \sqrt{\frac{t}{3s}}$, then $t\pi^2 \leq 12I_L^2 s$, thus $72I_L^2 s - t\pi^2 \geq 0$ and $t\pi^2 - 144I_L^2 s \leq 0$, which implies $\frac{df_1}{dI_L} + \frac{df_2}{dI_L} \leq 0$. $\frac{df_3}{dI_L} = -2\gamma I_L < 0$, therefore $\frac{d\pi_L}{dI_L} < 0$ so π_L is a decreasing functions of I_L , so $I_L^* = \frac{\pi}{2} \sqrt{\frac{t}{3s}}$. In addition, $\pi_L^* = \frac{t\pi^2}{2} + (s - \gamma)I_L^{*2} > 0$, and $I_F^* = \frac{5t\pi^2 I_L^*}{72I_L^{*2} s - t\pi^2} = \frac{\pi}{2} \sqrt{\frac{t}{3s}} = I_L^*$. ■

Theorem 9 follows from Theorems 10, 11, 14.

REFERENCES

- [1] M. Osborne and P. Carolyn, "Equilibrium in Hotelling's Model of Spatial Competition." *Econometrica* vol. 55, no. 4, pp. 911–922, 1987.
- [2] M. Osborne and A. Rubinstein, "A course in game theory," Cambridge, USA: The MIT Press, 1994.
- [3] A. Banerjee and C. Dippon, "Voluntary relationships among mobile network operators and mobile virtual network operators: An economic explanation," *Inf. Econ. Policy*, vol. 21, pp. 72–84, 2009.
- [4] H. Le Cadre, M. Bouhtou and B. Tuffin, "A pricing model for a mobile network operator sharing limited resource with a mobile virtual network operator," *Int. Workshop Internet Charging QoS Technologies*, pp. 24–35, 2009.
- [5] H. Le Cadre and M. Bouhtou, "Modeling MNO and MVNO's dynamic interconnection relations: is cooperative content investment profitable for both providers?," *Telecommun. Syst.*, vol. 51, pp. 193–217, 2012.
- [6] A. Morris, "Report: Number of MVNOs exceeds 1,000 globally," Sept. 2, 2015.
- [7] Hartmut, Richard. "The effects of price and cost uncertainty on investment." *J. Econ. Theory*, 5, no. 2 (1972):258–266.
- [8] Abel, Andrew B. "Optimal investment under uncertainty." *The Amer. Econ. Rev.*, 73, no. 1 (1983): 228–233.
- [9] X. Chen, M. H. Lofti, S. Sarkar, "Supplementary Material for the Paper 'The Interplay of Competition and Cooperation among Service Providers (Part I),'" arXiv:1905.13423, 2019.
- [10] H. Kameda and E. Altman, "Inefficient noncooperative in networking games of common-pool resources," *IEEE J. Select. Areas Commun.*, vol. 26, pp. 1260–1268, Sep. 2008.
- [11] L. Duan, J. Huang, and B. Shou. "Investment and pricing with spectrum uncertainty: A cognitive operator's perspective," *IEEE Trans. Mobile Comput.*, vol. 10, no. 11, pp. 1590–1604, Nov. 2011.
- [12] L. Duan, J. Huang, and B. Shou, "Cognitive mobile virtual network operator: Investment and pricing with supply uncertainty," in *2010 Proc. IEEE INFOCOM*, 2010, pp. 1–9
- [13] J. Park and M. van der Schaar, "The theory of Intervention Games for Resource Sharing in Wireless Communication," *IEEE J. Sel. Areas in Commun.*, vol. 30, no. 1, pp. 165–175, 2012.
- [14] M. Szydelko, J. Byrka, and J. Oszmianski, "Dynamic valuation function based definition of the primary spectrum user in collocated cellular networks," *Cognitive Radio Oriented Wireless Netw. Commun.*, 2012 7th Int. ICST Conf. Cogn. Radio Oriented Wireless Netw. Commun., IEEE, pp. 297–302, 2012.
- [15] D. B. Rawat, "A novel approach for shared resource allocation with wireless network virtualization," in *Proc. 2017 IEEE Int. Conf. Commun. Workshops*, IEEE, 2017, pp. 665–669.



Xingran Chen received the BS degree in Statistics from the Central South University, Changsha, China, in 2015. He received the M.A. degree in Applied Mathematics and Computational Science in 2018 from University of Pennsylvania. He is currently working toward the Ph.D. degree in electrical and system engineering at the University of Pennsylvania. His research interests are in the modeling, analysis, and decision making of distributed networked systems.



Saswati Sarkar received the M.E. degree from the Electrical Communication Engineering Department, Indian Institute of Science, Bangalore, India, in 1996 and the Ph.D. degree from the Electrical and Computer Engineering Department, University of Maryland, College Park, MD, USA, in 2000. She joined the Electrical and Systems Engineering Department, University of Pennsylvania, Philadelphia, PA, USA, as an Assistant Professor in 2000 where she is currently a Professor. Her research interests are in stochastic control, resource allocation, dynamic games, and economics of networks. Dr. Sarkar received the Motorola Gold Medal for the best masters student in the division of electrical sciences at the Indian Institute of Science, and a National Science Foundation (NSF) Faculty Early Career Development Award in 2003. She was an Associate Editor of the IEEE TRANSACTIONS ON WIRELESS COMMUNICATIONS from 2001 to 2006, and of the IEEE/ACM TRANSACTIONS ON NETWORKS from 2008 to 2013.



Mohammad Hassan Lotfi received the B.Sc. degree in electrical engineering from the Sharif University of Technology, Tehran, Iran, in 2011. He received the M.S.c. degree in electrical and system engineering in 2013, the M.A. degree in Statistics in 2017, and the Ph.D. degree in electrical and system engineering in 2017 all from the University of Pennsylvania, Philadelphia, PA, USA. He is currently a Data Scientist at Capital One. His research interests are in economics of networks, game theory, pricing in communications and power networks, and net-neutrality.